

# Presentations



# Honoring Exceptional Service to the Community

Jeanne Byrne	Gary Hoffmann
<ul style="list-style-type: none"><li>• 11 Years</li><li>• Elected in 2011</li><li>• Vice-Chair 2020</li><li>• Served on Committees: Water Supply Planning, Water Demand, Public Outreach, Administrative, Legislative Advocacy</li><li>• Served as Chair for 3 different Committees</li></ul>	<ul style="list-style-type: none"><li>• 2 Years</li><li>• Appointed in 2018</li><li>• Served on Committees: Water Supply Planning, Water Demand, Administrative, Legislative Advocacy</li><li>• Served as Chair of Water Supply Planning Committee</li></ul>



## General Manager's Report Item 2:

Status Report on Cal-Am Compliance  
with SWRCB Orders and Seaside Basin  
Decision as of November 1, 2020

*Meeting Date: November 16, 2020*

*Staff contact: David J. Stoldt*

# Actual versus Target Production

## Oct - Water Year 2021

(All Values in Acre-Feet)

Year-to-Date Values	MPWRS				MPWRS Total
	Carmel River Basin <sup>2, 6</sup>	Seaside Groundwater Basin		Ajudication Compliance	
		Coastal	Laguna Seca		
Target	202	366	0	366	568
Actual <sup>4</sup>	293	231	35	266	559
Difference	-91	135	-35	100	9
WY 2020 Actual	509	378	35	369	860

1. This table is current through the date of this report.
2. For CDO compliance, ASR, Mal Paso, and Table 13 diversions are included in River production per State Board.
3. Sand City Desal, Table 13, and ASR recovery are also tracked as water resources projects.
4. To date, 0 AF and 0 AF have been produced from the River for ASR and Table 13 respectively.
5. All values are rounded to the nearest Acre-Foot.
6. For CDO Tracking Purposes, ASR production for injection is capped at 600 AFY.
7. Table 13 diversions are reported under water rights but counted as production from the River for CDO tracking.

# Actual versus Target Production

## Oct - Water Year 2021

(All Values in Acre-Feet)

Water Projects and Rights					
Year-to-Date Values	ASR Recovery	Table 13 <sup>7</sup>	Pure Water Monterey	Sand City <sup>3</sup>	Water Projects and Rights Total
Target	0	0	300	25	<b>325</b>
Actual <sup>4</sup>	0	0	300	10	<b>310</b>
Difference	0	0	0	15	<b>15</b>
WY 2020 Actual	0	0	0	0	<b>0</b>

1. This table is current through the date of this report.
2. For CDO compliance, ASR, Mal Paso, and Table 13 diversions are included in River production per State Board.
3. Sand City Desal, Table 13, and ASR recovery are also tracked as water resources projects.
4. To date, 0 AF and 0 AF have been produced from the River for ASR and Table 13 respectively.
5. All values are rounded to the nearest Acre-Foot.
6. For CDO Tracking Purposes, ASR production for injection is capped at 600 AFY.
7. Table 13 diversions are reported under water rights but counted as production from the River for CDO tracking.

# Production for Customer Service for Cal-Am: Water Year 2021 (All Values in Acre-Feet)

## Monthly Production from all Sources for Customer Service: WY 2021

	Carmel River Basin	Seaside Basin	ASR Recovery	Table 13	Sand City	Mal Paso	Pure Water Monterey	Total
Oct-20	293	266	0	0	10	0	300	869
Nov-20								
Dec-20								
Jan-21								
Feb-21								
Mar-21								
Apr-21								
May-21								
Jun-21								
Jul-21								
Aug-21								
Sep-21								
<b>Total</b>	<b>293</b>	<b>266</b>	<b>0</b>	<b>0</b>	<b>10</b>	<b>0</b>	<b>300</b>	<b>869</b>
<b>WY 2019</b>	<b>505</b>	<b>369</b>	<b>0</b>	<b>0</b>	<b>0</b>	<b>4</b>	<b>0</b>	<b>921</b>

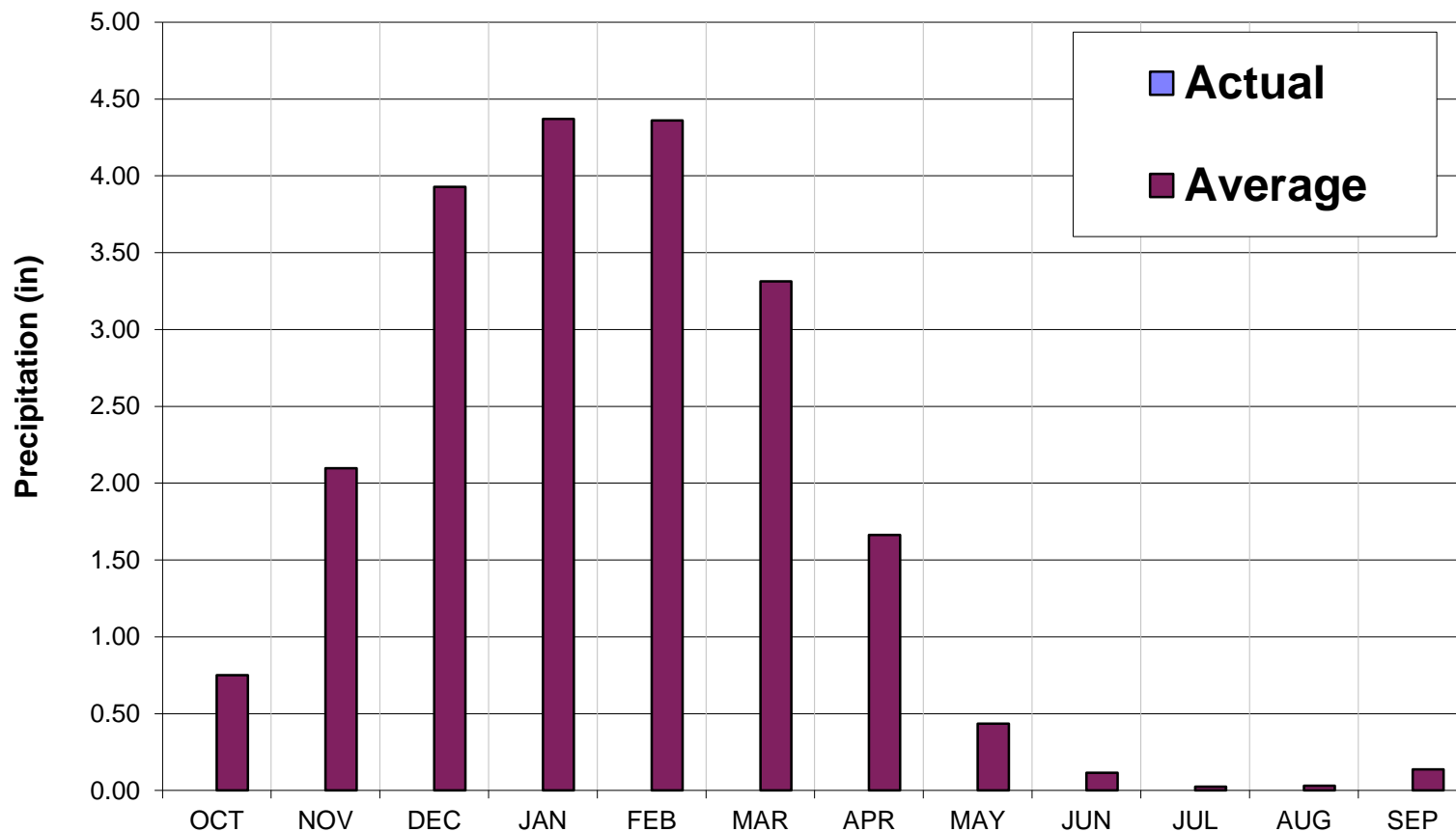
1. This table is produced as a proxy for customer demand.
2. Numbers are provisional and are subject to correction.

### Rationing Trigger: WY 2021

12 Month Moving Average <sup>1</sup>	9,627	9,784	Rule 160 Production Limit	
--------------------------------------	-------	-------	---------------------------	--

1. Average includes production from Carmel River, Seaside Basin, Sand City Desal, and ASR recovery produced for Customer Service.

# Monthly Recorded Rainfall at San Clemente Rain Gage: Water Year 2021



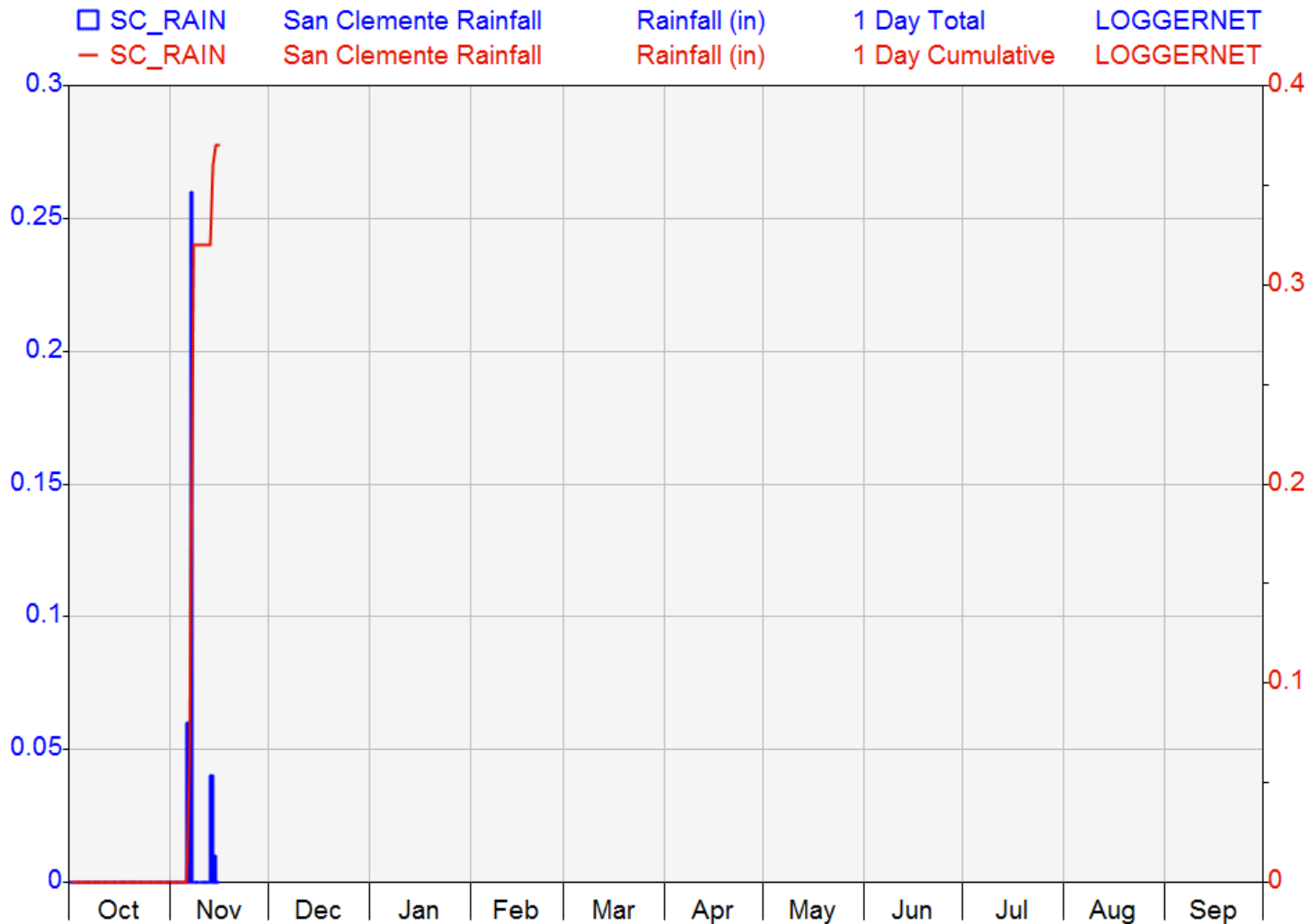
# Daily Rainfall Recorded at San Clemente Rain Gage: Water Year 2021

## Monterey Peninsula Water Management District

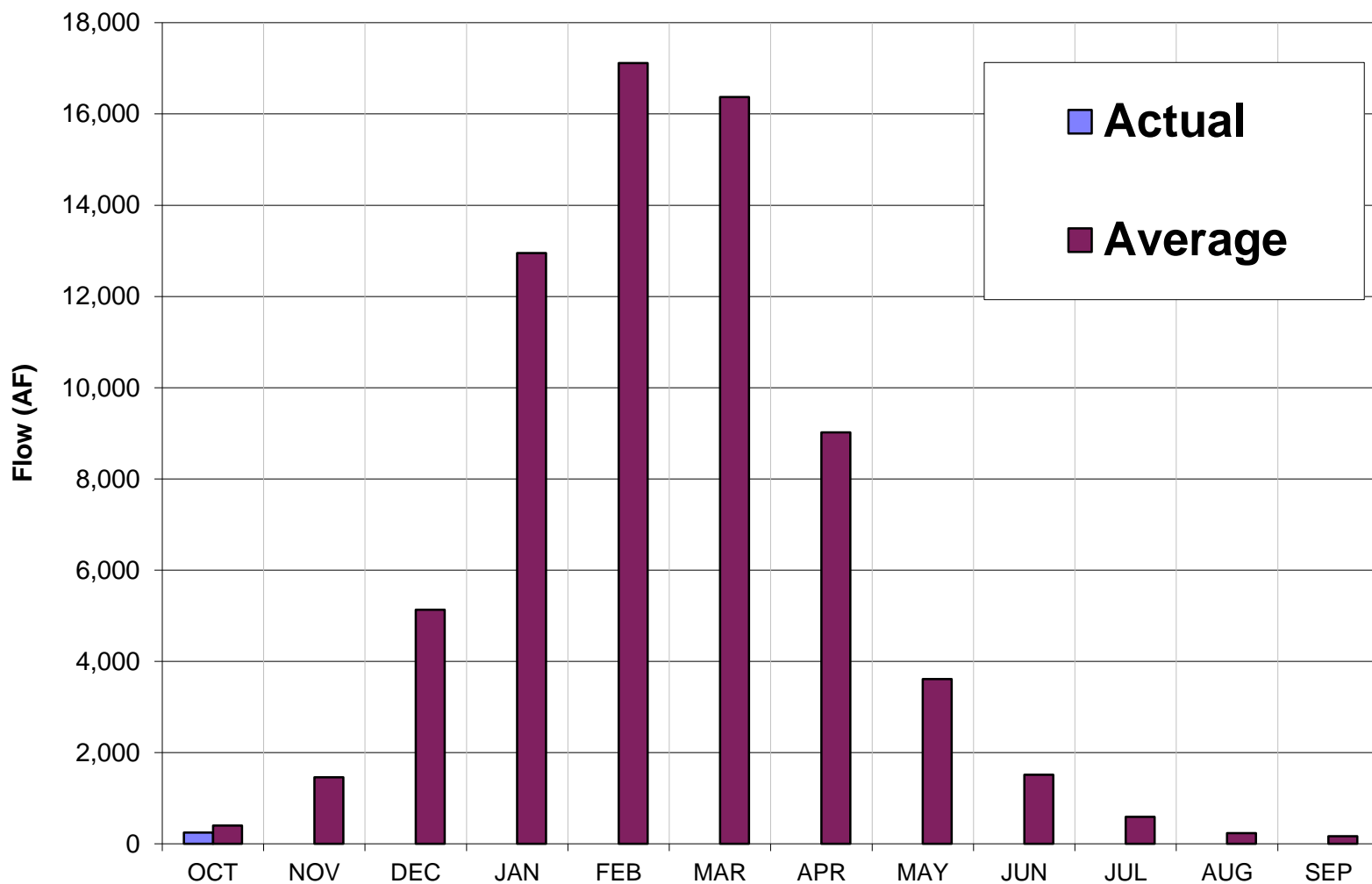
HYPLOT V134 Output 11/16/2020

Period 1 Year 10/01/2020 to 10/01/2021

2020-21



# Estimated Unimpaired Carmel River Flow at Sleepy Hollow Weir: Water Year 2021



## Item 3: Update on Development of Water Supply Projects

# Pure Water Monterey

- Stabilizing improvements of the two existing shallow wells to be completed by the end of November.
- Final deep well commissioning for DIW-1 is complete with very positive results; DIW-1 is now injecting purified water above the original planned capacity. DIW-2 will be taken off-line for final commissioning this week; DIW-2 injection volumes are expected to also improve.
- Deliveries of “Company Water” were 88 AF in September & 190 AF in October. Beginning December PWM anticipates a purified water recharge capacity of over 230 AF/month.

# Pure Water Monterey

- New, third deep well (DIW-3) and fourth deep well (DIW-4) construction was awarded to Specialty Construction Inc. by M1W on October 26<sup>th</sup>. The DIW-3 bid price was approximately \$400K higher than the engineer's estimate. DIW-3 is being funded by M1W's SRF monies, while DIW-4 is within budget and being funded by MPWMD.
- Injection Wells Phase 3 construction will begin by mid-November, with DIW-3 first injection in November 2021, and first injection for DIW-4 in February 2022.
- The additional DIWs allow for meeting annual contractual delivery requirements (3,700 – 3,950 AFA), rotating the deep wells in and out of service while providing continuous operation of the injection facilities, redundancy, and improved maintenance efficiencies

# Aquifer Storage and Recovery



# Aquifer Storage and Recovery



# MPWSP Desalination Plant



- New, revised application to Coastal Commission filed November 6<sup>th</sup>
- District should discuss actions, if any, to intervene

## Item 3: Other Updates

# UCB Hastings Reserve

## Finch Creek Fish Passage Removal Project



# UCB Hastings Reserve

## Finch Creek Fish Passage Removal Project

- The \$100,000 MPWMD grant was released by UC Berkeley on May 11.
- Slowed several weeks by COVID-19 pandemic as UC strictly limited access to the Reserves by only critical personnel.
- UC has chosen two contactors: one for permitting the other for design. Monterey County Resource Conservation District to do the permitting work and Waterways to do the design work.
- Waterways conducted initial onsite survey work on October 23 and is continuing with subcontractors to do additional hydrology, hydraulics and geotechnical work. On December 10 Waterways will include the Finch Creek ford in a watershed tour with the CDFW's fish passage engineer in order to familiarize her with the project and location.
- Expectation is to submit to the State Coastal Conservancy for construction funding, with the goal of beginning construction in summer/fall 2021.

## Rotation of Chair & Vice Chair

- Occurs during first meeting of new Board: December 14
- District Meeting Rule 2.5 “Rotation of Vice Chair into the Position of Chair” would have resulted in Division 4 Director, but she did not choose to stand for reelection
- District Meeting Rule 2.5 also states *“If the Chair has served less than 12 months at the time of the annual December election of Board officers is conducted, the Board shall, by majority vote, elect a Chair to serve for that year, and thereafter the Chair rotation shall return to where it had left off.”*
- District Counsel has determined this to mean the rotation is frozen with the new Division 4 Director serving 2021 as Vice Chair and the new Board chooses an interim Chair at the December 14 meeting.

## Rotation of Chair & Vice Chair

Calendar Year	Chair	Chair Name	Vice Chair
2021	Board Elects	TBD	Division 4
2022	Division 4	Paull	Supervisor
2023	Supervisor	Adams	Division 5
2024	Division 5	Anderson	Division 2
2025	Division 2	Riley (Current)	Mayoral Rep

# Replacement of Resigning Boardmember



	Item
<b>December 14, 2020</b>	Resignation effective date New Board calls for applications
<b>By December 29, 2020</b>	District notifies County Registrar of vacancy (15 days from effective date)
<b>January 21, 2021</b>	Board decides whether it will appoint or call for an election; May decide to appoint at meeting
<b>February 12, 2021</b>	Last day for Board to appoint (60 days from effective date)
<b>May 31, 2021</b>	Earliest date an election could be held (no earlier than 130 days from January Board mtg)
<b>August 31, 2021</b>	Earliest regularly scheduled election; Mail-in only; Otherwise special election
<b>November 1, 2022</b>	Appointed Director would run for reelection
<b>November 5, 2024</b>	Elected Director would run for reelection

**Slide Show:**

**Steelhead Releases Last Two Weeks**