


General Manager's Report

March 16, 2026

David J. Stoldt
General Manager



Production for Customer Service for Cal-Am: Water Year 2026

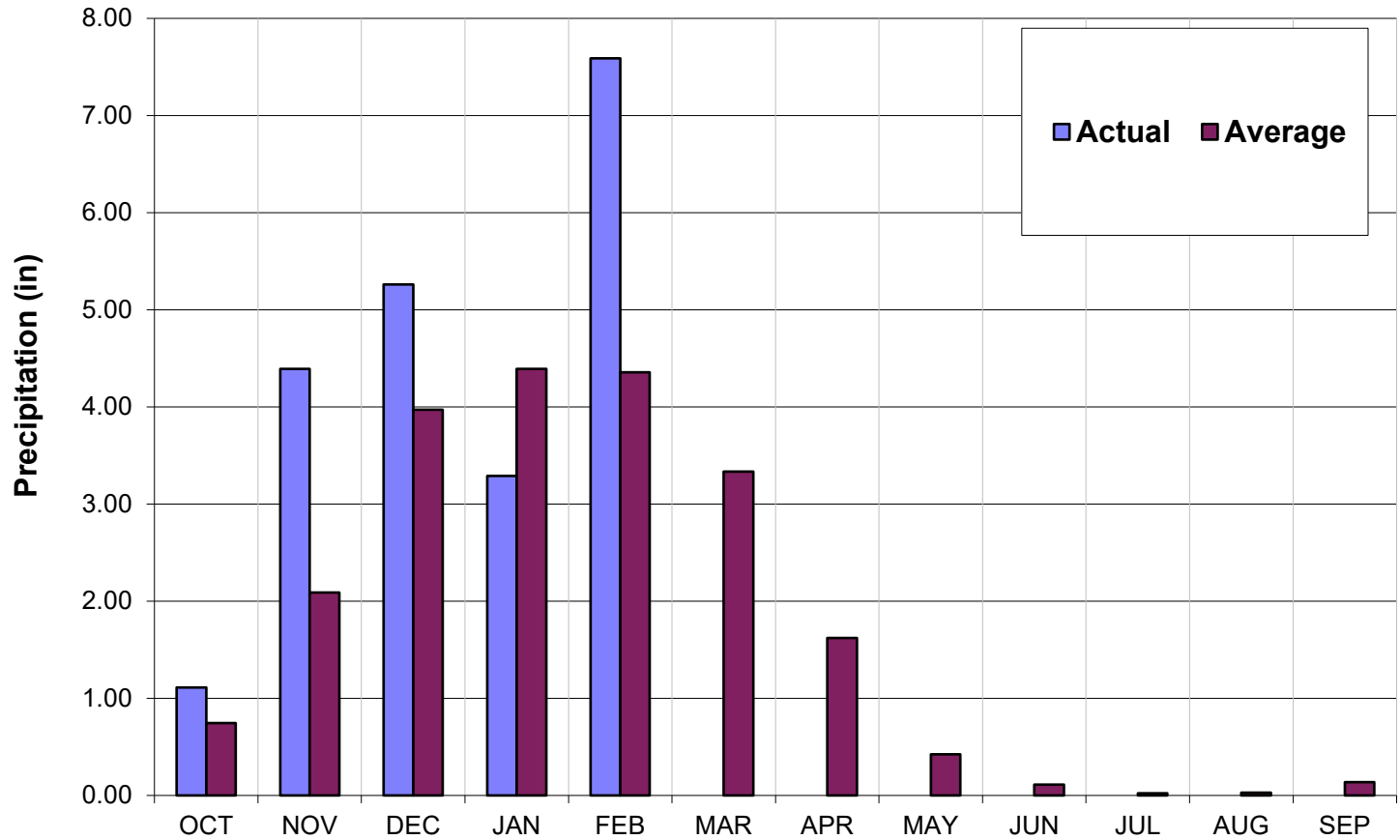
(All Values in Acre-Feet)

Monthly Production from all Sources for Customer Service: WY 2026

	Carmel River Basin	Table 13	Mal Paso	Seaside Basin	ASR Recovery	PWM Recovery	Sand City	Total
Oct-25	232	0	7	124	0	413	14	790
Nov-25	129	0	7	38	0	489	3	666
Dec-25	132	0	7	32	0	473	12	657
Jan-26	60	101	8	32	0	428	20	648
Feb-26	115	55	7	26	0	389	8	600
Mar-26								
Apr-26								
May-26								
Jun-26								
Jul-26								
Aug-26								
Sep-26								
Total	669	156	35	252	0	2,193	57	3,362
WY 2025	1,222	75	38	649	0	1,424	74	3,481

1. This table is produced as a proxy for customer demand.
2. Numbers are provisional and are subject to correction.

Monthly Recorded Rainfall at San Clemente Rain Gage: Water Year 2026

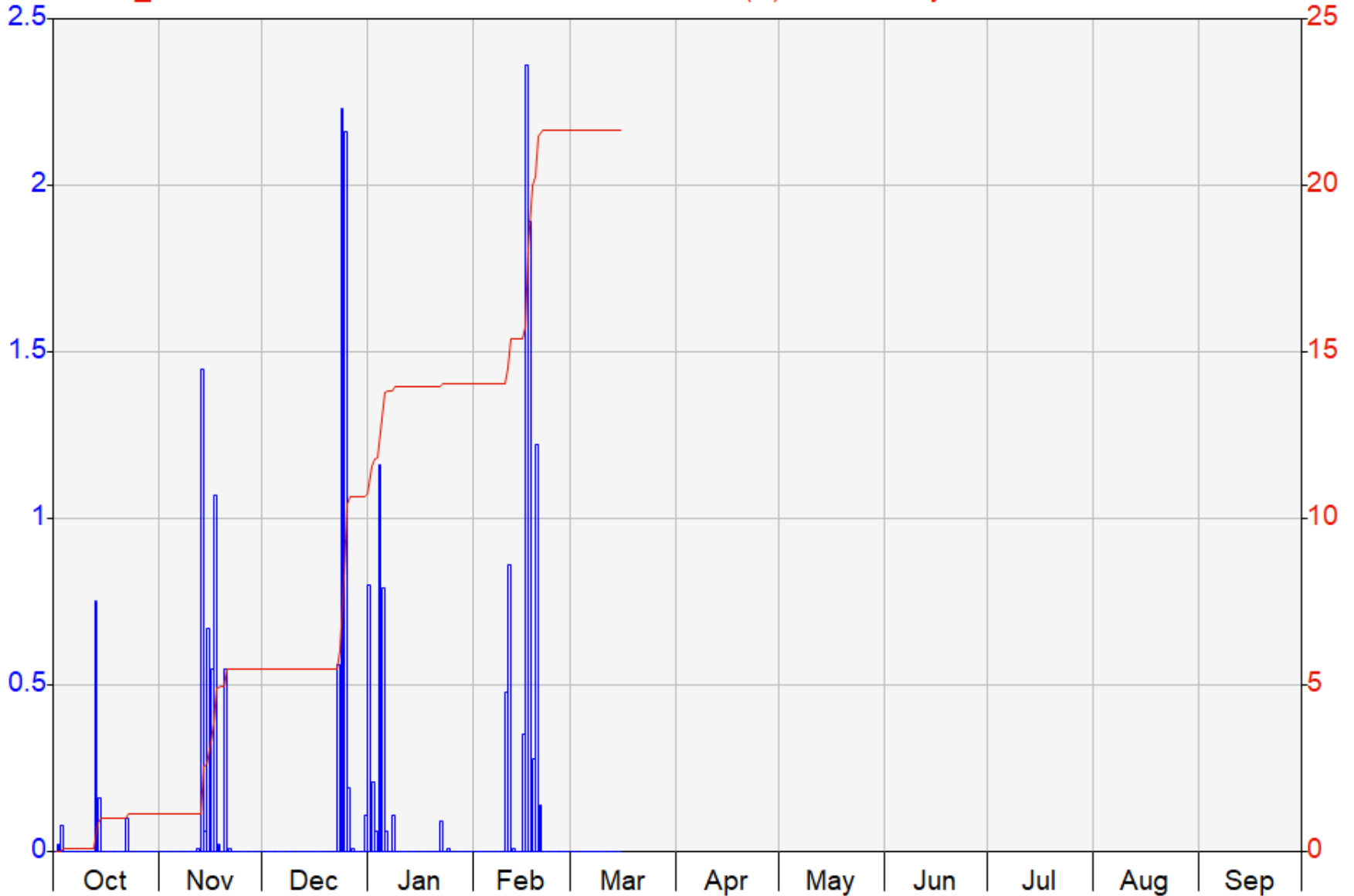


Monterey Peninsula Water Management District

Period 1 Year 10/01/2025 to 10/01/2026

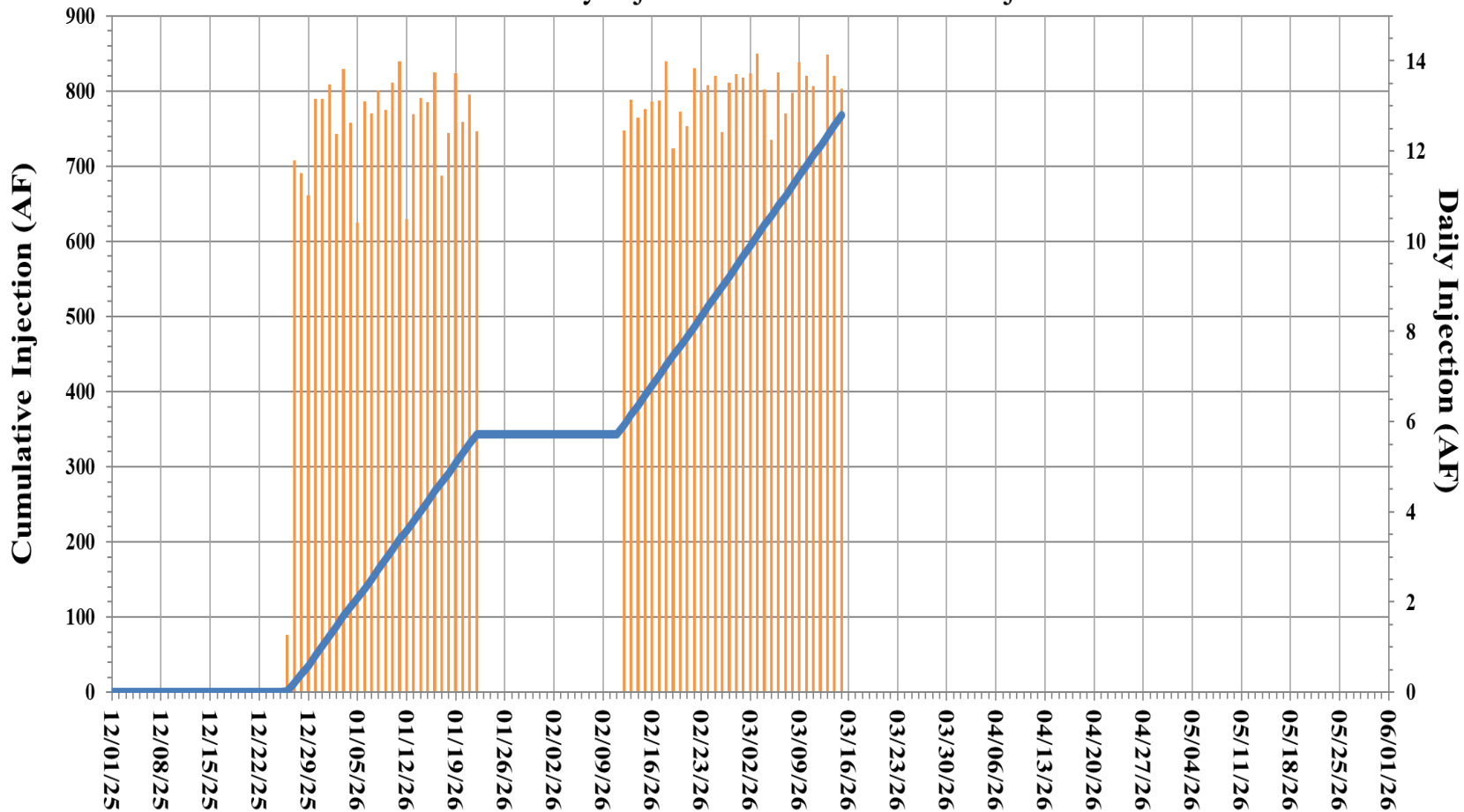
2025-26

□ SC_RAIN San Clemente Rainfall Rainfall (in) 1 Day Total LOGGNET
— SC_RAIN San Clemente Rainfall Rainfall (in) 1 Day Cumulative LOGGNET



ASR Injection Summary WY 2026

■ Daily Injection — Cumulative Injection



Supply Utilization: Water Year 2026

(All Values in Acre-Feet)

	Carmel River Basin	Table 13	Mal Paso	Seaside Basin	ASR Recovery	PWM Recovery	Sand City	Total
Storage for Current Water Year	0	0	0	914	5,047	2,253	0	8,214
Water/Contract Right	3,376	156	86	1,466	0	4,800	200	10,084
Produced to Date	669	156	35	252	0	2,193	57	3,362
Remaining Available from Current Supplies and Storage	2,707	0	51	2,128	5,047	4,860	143	14,936