


General Manager's Report

June 15, 2026

David J. Stoldt
General Manager



Production for Customer Service for Cal-Am: Water Year 2026

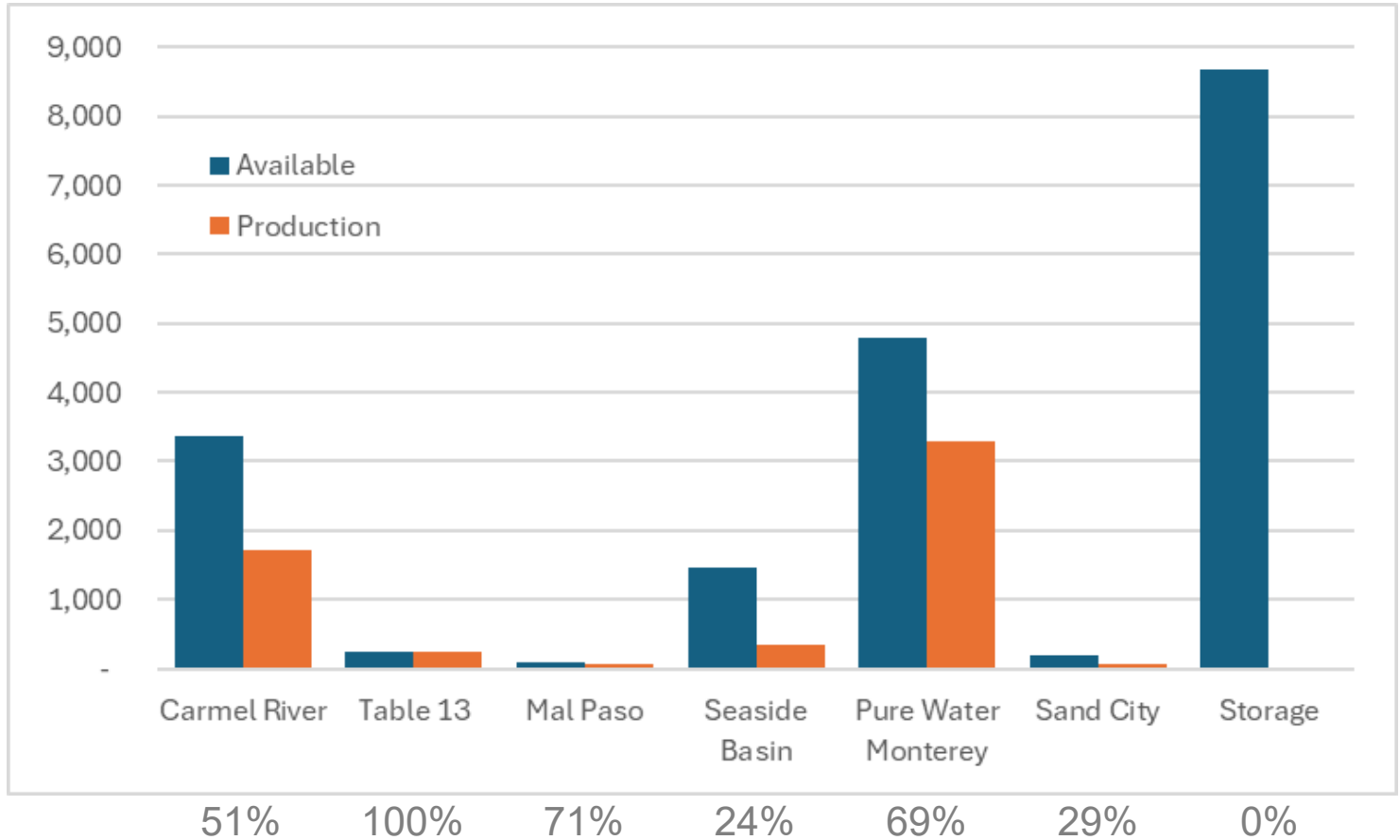
(All Values in Acre-Feet)

Monthly Production from all Sources for Customer Service: WY 2026

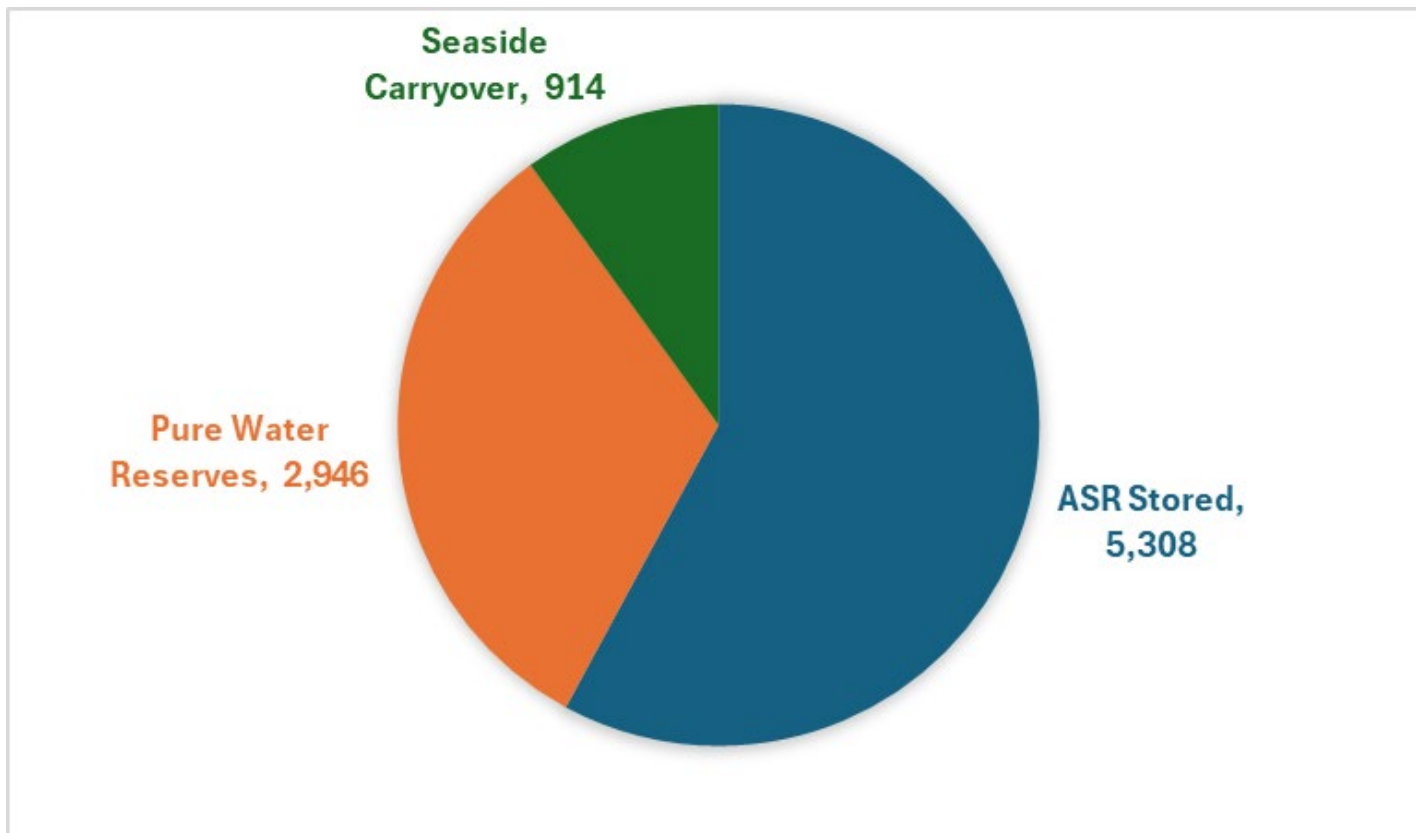
	Carmel River Basin	Table 13	Mal Paso	Seaside Basin	ASR Recovery	PWM Recovery	Sand City	Total
Oct-25	232	0	7	124	0	413	14	790
Nov-25	129	0	7	38	0	489	3	666
Dec-25	132	0	7	32	0	473	12	657
Jan-26	60	101	8	32	0	428	20	648
Feb-26	116	55	7	26	0	389	8	602
Mar-26	259	59	9	29	0	435	0	790
Apr-26	340	26	8	29	0	358	0	762
May-26	457	0	9	42	0	314	0	821
Jun-26								
Jul-26								
Aug-26								
Sep-26								
Total	1,727	241	61	352	0	3,300	57	5,737
WY 2025	2,062	182	63	980	0	2,238	114	5,639

1. This table is produced as a proxy for customer demand.
2. Numbers are provisional and are subject to correction.

Use of Available Supplies Thru 7 months of Water Year 2026 (All Values in Acre-Feet)

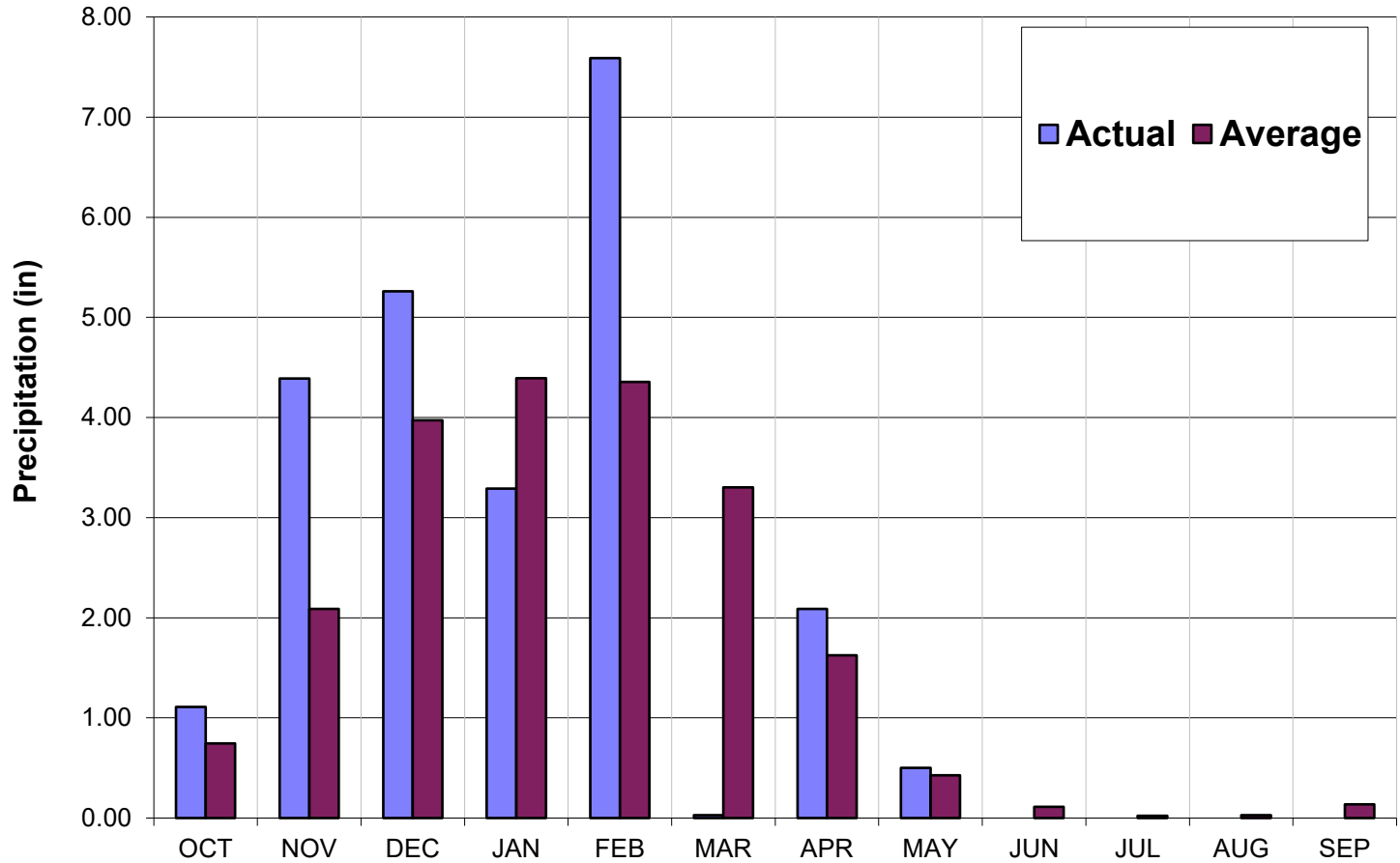


Storage Available Thru April of Water Year 2026 (All Values in Acre-Feet)



Total Storage = 9,168 AF

Monthly Recorded Rainfall at San Clemente Rain Gage: Water Year 2026



Monthly Recorded Rainfall at San Clemente Rain Gage: Water Year 2026

Monterey Peninsula Water Management District

HYPLOT V134 Output 06/15/2026

Period 1 Year 10/01/2025 to 10/01/2026

2025-26

□ SC_RAIN San Clemente Rainfall Rainfall (in) 1 Day Total LOGGNET
— SC_RAIN San Clemente Rainfall Rainfall (in) 1 Day Cumulative LOGGNET

