





EXHIBIT 20-A

Monterey Peninsula Water Management District					
Water Supply Status					
January 1, 2012					
Factor	Water Year 2012 Oct 11-Jan 12	Average To Date	Percent of Average	Water Year 2011 Oct 10-Jan 11	
 Rainfall (Inches)	3.40	6.81	50%	8.35	
 Runoff (Acre-Feet)	3,103	7,019	44%	8,937	
 Storage (Acre-Feet)	29,640	28,710	103%	31,230	
 Steelhead (Adults)	0	0	0%	0	
	0	---	---	--	

Notes:

1. Rainfall and runoff estimates are based on measurements at San Clemente Dam. Annual rainfall and runoff at San Clemente Dam average 21.4 inches and 69,200 acre-feet, respectively. Annual values are based on the water year that runs from October 1 to September 30 of the following calendar year. The rainfall and runoff averages at the San Clemente Dam site are based on records for the 1922-2011 and 1902-2011 periods, respectively.
2. The rainfall and runoff totals are based on measurements through **December 2011**.
3. Storage estimates refer to usable storage in the Monterey Peninsula Water Resources System (MPWRS) that includes surface water in Los Padres and San Clemente Reservoirs and ground water in the Carmel Valley Alluvial Aquifer and in the Coastal Subareas of the Seaside Groundwater Basin. The storage averages are end-of-month values and are based on records for the 1989-2011 period. The storage estimates are end-of-month values for **December 2011**.
4. The maximum usable storage capacity for the MPWRS at this time, with the flashboards lowered at San Clemente Dam, is 37,662 acre-feet. The flashboards were last lowered on August 27, 1996, and have not been raised since that time.
5. The adult steelhead count refers to the number of sea-run and freshwater adults (> 15 inches) that have migrated up the fish ladder at San Clemente Dam in Water Year 2012. The juvenile count refers to the number of juveniles that were rescued by District staff from drying reaches of the Carmel River and its tributaries in Water Year 2011. The adult count average is based on records for the 1994-2010 period.