



July 29, 2019

California American Water Company  
511 Forest Lodge Road  
Suite 100  
Pacific Grove, CA 93950  
ATTN: Lori Girard, Corporate Counsel  
Email: [lori.geirard@amwater.com](mailto:lori.geirard@amwater.com)  
[Tim.ohalloran@amwater.com](mailto:Tim.ohalloran@amwater.com)

Re: **Request for Proposal for the Slant Well Intake System – Civil Work at Marina, CA**

Dear Ms. Girard:

Thank you for your consideration of Hal Hays Construction, Inc. (HHCI) for this key project. We consider it an honor to support California American Water Company.

Per your request, attached are the proposal prices for the Slant Well Intake System – Civil Work.

**Offeror Information**

<b>Address</b>	4181 Latham Street, Riverside, CA 92501	<b>License #</b>	667560
<b>Tax ID #</b>	54-2084366	<b>Phone</b> <b>Estimating Fax</b>	(951) 788-0703 (951) 289-7112

**Persons Authorized to Negotiate**

<b>Names &amp; Titles</b>	Kirby Hays, President/CEO Reza Afshar, Civil Estimator	<b>Emails</b>	<a href="mailto:khays@halhays.com">khays@halhays.com</a> <a href="mailto:rafshar@halhays.com">rafshar@halhays.com</a>
---------------------------	---	---------------	--

If you have any questions regarding this proposal, please feel free to contact us.

Best regards,

---

**Kirby S. Hays**  
CEO  
Hal Hays Construction, Inc.  
[khays@halhays.com](mailto:khays@halhays.com)

# California American Water Company Slant Wells Intake System – Civil Work Marina, CA



**Proposal Due:  
July 29, 2019  
3:00 PM PST**



DB Replace Sewer Lift Stations



Fresno WWTP Odor Control Facility



DB Potable Water Storage Tank  
Pipelines



Earthwork, Concrete & Asphalt Paving

**Submitted To:**  
**California-American Water Company**  
Attn: Lori Girard, General Counsel  
511 Forest Lodge Road, Suite 100  
Pacific Grove, CA 93950  
619-446-4777  
Email: [lori.girard@amwater.com](mailto:lori.girard@amwater.com)  
[Tim.ohalloran@amwater.com](mailto:Tim.ohalloran@amwater.com)



License No. 667560, Class: A - General Engineering, B - General Building,  
C-12 - Earthwork & Paving, and C-21 - Building Moving & Demolition  
Hal Hays Construction, Inc.  
4181 Latham Street, Riverside, CA 92501  
Contact: Kirby S. Hays, CEO [khays@halhays.com](mailto:khays@halhays.com) 951.788.0703

**Original**



**CALIFORNIA AMERICAN WATER COMPANY  
SLANT WELL INTAKE SYSTEM – CIVIL WORK  
TABLE OF CONTENTS**

<b>SECTION TITLES</b>	<b>PAGE</b>
<b>SECTION 1: EXECUTIVE SUMMARY</b>	TAB 1
A. PROPOSAL FORM 1 – TRANSMITTAL LETTER	PF1-1 THRU PF1-8
B. EXECUTIVE SUMMARY	1-2
B1. PROJECT TEAM	3
B2. PRELIMINARY PROPOSED STAGING PLAN	1
C. PROPOSAL FORM 2 – NON-COLLUSION AFFIDAVIT	PF2-1 THRU PF2-2
D. PROPOSAL FORM 3 – DISCLAIMER STATEMENT	PF3-1
<b>SECTION 2: PROJECT TEAM INFORMATION</b>	TAB 2
A. GENERAL PROJECT TEAM INFORMATION	1-5
B. PROPOSAL FORM 4 – KEY PERSONNEL WITH RESUMES	1-57
C. PROPOSAL FORM 5 – DBE REQUIREMENT STATEMENT	1-2
D. LOCAL RESOURCES UTILIZATION PLAN	1-2
<b>SECTION 3: TECHNICAL PROPOSAL</b>	TAB 3
A. TECHNICAL PROPOSAL	1-8
A1. 2018 HHCI EMR LETTER	1
A2. FRAC-OUT PLAN	1-8
A3. PROPOSAL FORM 10 – PRELIMINARY PROJECT SCHEDULE	PF10-1 THRU PF10-2
A4. PRELIMINARY PROPOSED SCHEDULE	1-4
B. PLAN FOR ACCEPTANCE TESTING	1-11
<b>SECTION 4: BUSINESS AND PRICE PROPOSAL</b>	TAB 4
A. SUMMARY OF BUSINESS AND PRICE PROPOSAL	1-9
B. BID PROPOSAL – PRICE SHEETS	1-4
C. PROPOSAL FORM 11 – ACCEPTANCE OF CONTRACT	PF11-1



**PROPOSAL FORM 1**  
**TRANSMITTAL LETTER**

**July 29, 2019**

**[ California American Water  
511 Forest Lodge Road, Suite 100  
Pacific Grove, California 93950  
Attn: Lori Girard, Corporate Counsel ]**

Re: Slant Well Intake System – Civil Work

Dear Sir/Madam:

**HAL HAYS CONSTRUCTION, INC.** (the “Proposer”) hereby submits its Proposal in response to the Request for Proposals for the Slant Well Intake System – Civil Work (the “RFP”) issued by California-American Water Company (“CAWC”) on **July 29, 2019**, as amended.

As a duly authorized representative of the Proposer, I hereby certify, represent, and warrant, on behalf of the Proposer team, as follows in connection with the Proposal:

1. The Proposer acknowledges receipt of the RFP and the following addenda:

<u>No.</u>	<u>Date</u>
<u>1</u>	<u>July 2, 2019</u>
<u>2</u>	<u>July 10, 2019</u>
<u>3</u>	<u>July 18, 2019</u>

- 5.2.3.1.1 The submittal of the Proposal has been duly authorized by, and in all respects is binding upon, the Proposer. Attachment 1 to this Transmittal Letter is a Certificate of Authorization which evidences my authority to submit the Proposal and bind the Proposer.
- 5.2.3.1.2 All information and statements contained in the Proposal are current, correct and complete, and are made with full knowledge that CAWC will rely on such information and statements in selecting the most advantageous Proposal to CAWC and executing the Contract.
- 5.2.3.1.3 Attachment 2 to this Transmittal Letter sets forth the Proposer’s Project team and identifies each team member’s proposed role with respect to the Project. Attachment 3 to this Transmittal Letter provides licensing information for each Project team member.
- 5.2.3.1.4 Not used.





5.2.3.1.5 Not used.

5.2.3.1.6 Not used.

5.2.3.1.7 Neither the Proposer nor any Project team member is currently suspended or debarred from doing business in the State of California;

5.2.3.1.8 There is no action, suit or proceeding, at law or in equity, before any court or similar governmental body, against the Proposer, wherein an unfavorable decision, ruling or finding would have a materially adverse effect on the ability of the Proposer to perform their respective obligations under the Contract or the other transactions contemplated hereby, or which, in any way, would have a materially adverse effect on the validity or enforceability of the obligations proposed to be undertaken by the Proposer, or any Contract or instrument entered into by the Proposer in connection with the transactions contemplated hereby.

5.2.3.1.9 No corporation, partnership, individual or association, officer, director, employee, manager, parent, subsidiary, affiliate or principal shareholder of the Proposer has been adjudicated to be in violation of any state or federal anti-trust or similar statute within the preceding five years, or previously adjudged in contempt of any court order enforcing such laws.

5.2.3.1.10 The Proposer and all Project team members have reviewed all of the engagements and pending engagements of the Proposer and all Project team members and no potential exists for any conflict of interest or unfair advantage.

5.2.3.1.11 No person or selling agency has been employed or retained to solicit the award of the Contract under an arrangement for a commission, percentage, brokerage or contingency fee or on any other success fee basis, except bona fide employees of the Proposer.

5.2.3.1.12 The principal contact person who will serve as the interface between CAWC and the Proposer for all communications is:

NAME: Kirby S. Hays

TITLE: CEO

ADDRESS: 4181 Latham St., Riverside, CA 92501

PHONE: 951-788-0703

FAX: 951-289-7112

EMAIL: khays@halhays.com

5.2.3.1.13 The key technical and legal representatives available to provide timely response to written inquiries submitted and to attend meetings requested by CAWC are:

5.2.3.1.17 The Proposer has submitted all Proposal Forms and applicable bid packages and such Proposal Forms and applicable bid packages are a part of this Proposal.

Having carefully examined the RFP and all other documents bound therewith, together with all addenda thereto, all information made available by CAWC, and being familiar with the Project (as described in the RFP and the Contract) and the various conditions affecting the work, the Proposer hereby offers to furnish all labor, materials, supplies, equipment, facilities and services which are necessary, proper or incidental to carry out such work as required by and in strict accordance with the RFP and the Proposal, all for the prices set forth in the submitted bid packages.

**HAL HAYS CONSTRUCTION, INC.**

Name of Proposer

**Kirby S. Hays**

Name of Designated Signatory



Signature

**CEO**

Title

*Note: If this Proposal is being submitted by a corporation, the Proposal shall be executed in the corporate name by the president or other corporate officer with authority to bind the corporation, and the corporate seal shall be affixed and attested to by the clerk. A certificate of the secretary of the corporation evidencing the officer's authority to execute the Proposal shall be attached.*

*If this Proposal is being submitted by a joint venture or general partnership, it shall be executed by all partners, and any partner that is a corporation shall follow the requirements for execution by a corporation, as set forth above.*

*If this Proposal is being submitted by a limited partnership or a limited liability company, it shall be executed by the managing partner(s) or managing member thereof, and such shall also submit proof of authority to so execute the Proposal, in a form satisfactory to CAW. Any partner or member that is a corporation shall follow the requirements for execution by a corporation, as set forth above.*

**CALIFORNIA ALL-PURPOSE ACKNOWLEDGMENT**

**CIVIL CODE § 1189**


A notary public or other officer completing this certificate verifies only the identity of the individual who signed the document to which this certificate is attached, and not the truthfulness, accuracy, or validity of that document.

State of California )  
County of Riverside )

On July 29, 2019 before me, N. Almazan Real, Notary Public,  
Date Here Insert Name and Title of the Officer

personally appeared Kirby S. Hays  
Name(s) of Signer(s)

who proved to me on the basis of satisfactory evidence to be the person(s) whose name(s) is/are subscribed to the within instrument and acknowledged to me that he/she/they executed the same in his/her/their authorized capacity(ies), and that by his/her/their signature(s) on the instrument the person(s), or the entity upon behalf of which the person(s) acted, executed the instrument.



I certify under PENALTY OF PERJURY under the laws of the State of California that the foregoing paragraph is true and correct.

WITNESS my hand and official seal.

Signature N. Almazan Real  
Signature of Notary Public

Place Notary Seal Above

**OPTIONAL**

Though this section is optional, completing this information can deter alteration of the document or fraudulent reattachment of this form to an unintended document.

**Description of Attached Document**

Title or Type of Document Proposal Form 2 Non-Collusion Affidavit Document Date: 07-29-2019

Number of Pages: One (1) Signer(s) Other Than Named Above: \_\_\_\_\_

**Capacity(ies) Claimed by Signer(s)**

Signer's Name: Kirby S Hays

- Corporate Officer — Title(s): CEO
- Partner —  Limited  General
- Individual  Attorney in Fact
- Trustee  Guardian or Conservator
- Other: \_\_\_\_\_

Signer's Name: \_\_\_\_\_

- Corporate Officer — Title(s): \_\_\_\_\_
- Partner —  Limited  General
- Individual  Attorney in Fact
- Trustee  Guardian or Conservator
- Other: \_\_\_\_\_

Signer Is Representing: Hal Hays Construction, Inc

Signer Is Representing: \_\_\_\_\_



**Attachment 1**

**CERTIFICATE OF AUTHORIZATION\***

I, **HAL HAYS**, a resident of **RIVERSIDE** in the State of **CALIFORNIA**, DO HEREBY CERTIFY that I am the Clerk/Secretary of **HAL HAYS CONSTRUCTION, INC.**, a **CORPORATION** duly organized and existing under and by virtue of the laws of **CALIFORNIA**; that I have custody of the records of such corporation; and that as of the date of this certification, **KIRBY S. HAYS** holds the title of **CEO** of the corporation, and is authorized to execute and deliver in the name and on behalf of the [corporation] the Proposal submitted by the corporation in response to the Request for Proposals for Slant Well Intake System – Civil Work, issued by California-American Water Company on July 29, 2019, as amended; and all documents, letters, certificates and other instruments which have been executed by such officer on behalf of the corporation in connection therewith.

IN WITNESS WHEREOF, I have hereunto set my hand and affixed the corporate seal of the corporation this 29 day of July, 2019.

(Affix Seal Here)

  
Clerk/Secretary

*\* Note: Separate certifications shall be submitted if more than one corporate officer has executed documents as part of the Proposal. Proposers shall make appropriate conforming modifications to this Certificate in the event that the signatory's address is outside of the United States.*

**Attachment 2**

**PROJECT TEAM MEMBER LIST**

Proposals shall identify the names and roles of the Proposer and any Significant Subcontractors and all other Project team members identified to date:

<b><u>NAME:</u></b>	<b><u>ROLE:</u></b>
<u>Kirby S. Hays</u>	<u>HHCI – CEO/Project Executive</u>
<u>Jeff Geist</u>	<u>HHCI – Vice President</u>
<u>Matt Goddard</u>	<u>HHCI – Corporate Scheduler</u>
<u>Tom Bailey</u>	<u>HHCI – Operations Manager</u>
<u>Jerry Neuman</u>	<u>HHCI – General Superintendent</u>

**HAL HAYS CONSTRUCTION, INC.**

Name of Proposer

**Kirby S. Hays**

Name of Designated Signatory

  
Signature

**CEO**

Title







## EXECUTIVE SUMMARY

HHCI understands that CAWC’s Slant Well Intake System – Civil Work Project is a component of the Monterey Peninsula Water Supply Project (MPWSP), which involves the replacement of a significant portion of the existing water supply from the Carmel River, as directed by the State Water Resources Control Board (“SWRCB”). This three-pronged approach to replace the water supply reductions will consist of: (1) desalination, (2) groundwater replenishment (“GWR”), and (3) aquifer storage and recovery (“ASR”). This project will procure the intake system for the MPWSP source water slant wells. The Project will include site grading and installation of approximately 700 feet of 42-inch pipe using horizontal directional drilling along with valves and instrumentation within the CEMEX sand mining site located in the City of Marina.

**Key Team Members:** The following **List** presents HHCI’s project delivery team (PDT) for the **Slant Well Intake System – Civil Work**

- Principal in Charge- **Kirby S. Hays**
- Corporate Scheduler – **Matt Goddard**
- Corporate Quality Control Manager – **Jason Flowers**
- Corporate Safety Manager – **Tom Lancaster**
- General Superintendent – **Jerry Neuman**
- Project Manager – **Tom Bailey**
- Superintendent/QC Manager/Site Safety Health Officer – **Tomas Tirado**
- Project Engineer – **Jwalit Kansara**

In order to meet the requirements of the RFP and the Contract, HHCI’s representative attended the site visit. Estimators have reviewed project plans, specifications, and subsequent amendments, conducted **7 proposal development strategy meetings** during which the team **evaluated design criteria** and project requirements, to devise **the safest, quality-oriented, sustainable and cost-conscious project solution** and sought clarifications from CAWC to arrive at its proposal offering

**HHCI** will comply with the following requirements of this RFP:

- Basic Performance Requirement – provide a quality assurance and quality control plan and adhere to the plan during construction.
- Environmental Compliance
- Construction – maintain safety protocols per CAWC’s standards and maintain a Green Flag status on AVETTA
- Acceptance Testing
- Quality Management – ensure a comprehensive and effect construction per CAWC’s objectives
- Operation and Maintenance Training

After the award of contract, HHCI’s management team will visit the site and meet with CAWC’s representative. During the visit, HHCI will also confirm the location of the laydown area, community outreach, traffic control, Site Specific Safety Plan requirements, material delivery schedules, confirm daily work hours and the scope of work



HHCI's PDT team will begin with a kick off meeting in which our team will discuss **materials' submittals; CAW furnished materials, lay down area, jobsite requirements, contractor and subcontractor badging**, and other project requirements including jobsite security. In doing so, equipment mobilization and the setup of laydown area will begin, followed by the following:

- Complete MSHA Training
- Install construction area signs
- Install BMPs as required
- Install temporary fence around perimeter
- Do clearing & grubbing
- Do Site Survey
- Do initial rough grading and prepare the sites for well drilling contractor

*\*All work will be Prevailing Wage*

For successful execution of the **Slant Well Intake System – Civil Work**, HHCI will employ its vast resources including:

- An experienced Project Delivery Team, specifically selected from over **182+ team members**, possessing highly relevant CAWC experience, especially in new underground waterline construction.
- Over **\$13.7M** in owned, operated, maintained, and CARB-compliant heavy equipment
- Multiple **in-house** crews, with current **safety protocol expertise**, and **safety training**.
- **Experienced, pre-qualified**, and **vetted** subcontractors and suppliers

As the recently awarded **2019 American Water National Safe Contractor of the Year**, HHCI Project Delivery Team **stands ready to deliver** this complex and challenging project!



Project Delivery Team	Role, Responsibility & Function	Years of Experience
<b>Kirby Hays</b> CEO, Principal in Charge	Project Executive, project oversight and program-wide resource management, project construction methods consultant, program planning for staffing, scheduling, logistics, and project resources, technical consultation with A/E and subcontractors, safety and quality management consultation with project teams.	<b>18 years</b>
<b>Jeff Geist</b> Vice President	Corporate Executive, project oversight, resource management and corporate sustainability measures and initiatives	<b>44 years</b>
<b>Matt Goddard</b> Corporate Scheduler	Creation of initial schedule, sequencing of phases, resource loaded CPM schedule, 3-week look-ahead schedule and updates to HHCI Master Schedule	<b>21 years</b>
<b>Jerry Neuman</b> General Superintendent	Oversight of HHCI's Superintendents and Self-Performing Crew Members, and equipment fleet resource management	<b>21 years</b>
<b>Tom Lancaster</b> Safety & Health	Corporate Safety Program & Site-Specific Safety Plans & Training, conducts safety operations, implements safety standards, safety training, reviews safety issues, prepares safety reporting	<b>21 years</b>
<b>Jason Flowers</b> Quality Control	Corporate QC/QA Program, operation of project quality control system, QC plans, procedures, CQM forms, checklists, reports prep and initiates procedures for inspection, testing, evaluation, and assessment	<b>14 years</b>
<b>Tom Bailey</b> Project Manager	Project Management of construction phase, creation of seamless project delivery team.	<b>38 years</b>
<b>Tomas Tirado</b> Superintendent / Quality Control Manager/ Safety Manager	Coordination of HHCI resources (labor, equip., staff, crew), project financial goals, management of project production, supplemental quality control and safety support, project estimation review, technical consultation with subcontractors, leadership of project efforts into effective teams, plans, directs and coordinates operational and logistical activities at the project level. Executes the Quality Control Plan and assures quality workmanship across Project Delivery Team members. Safety Program & Site-Specific Safety Plans & Training, conducts safety operations, implements safety standards, safety training, reviews safety issues, prepares safety reporting	<b>26 years</b>
<b>Jwalit Kansara</b> Project Engineer	Support the entire Project Delivery Team and provides technical consultation with subcontractors. Supports the daily submittal, schedule requirements, documentation and coordination needs of the project.	<b>8 years</b>



# STAGING AREAS FOR CAWC SLANT WELL INTAKE – CIVIL WORK



Route to Well Sites

Fencing

Portable Dumpsters

Staging Area for Well Site #1

Portable Restroom

Staging Area for Well Site #2-5



Subject to CEMEX Approval



**PROPOSAL FORM 2**

**NON-COLLUSION AFFIDAVIT**

STATE OF CALIFORNIA )  
 : SS.:  
COUNTY OF RIVERSIDE )

I, **KIRBY S. HAYS**, a resident of **RIVERSIDE**, in the State of **CALIFORNIA**, of full age, being duly sworn according to law, on my oath depose and say that:

5.2.3.1.17.1.1.1.1 I am the **CEO** of, **HAL HAYS CONSTRUCTION, INC.**, formed in the state of **CALIFORNIA**, the Proposer making the Proposal in response to the Request for Proposals for the Monterey Peninsula Water Supply Project Slant Well Civil Work issued by California-American Water Company on **July 22, 2019**, as amended, and that I executed said Proposal with full authority to do so;

5.2.3.1.17.1.1.1.2 The prices in this Proposal have been arrived at independently without collusion, fraud, consultation, communication, or agreement, for the purpose of restricting competition, as to any matter relating to such prices with any other Proposer or with any competitor;

5.2.3.1.17.1.1.1.3 Unless otherwise required by law, the prices which have been quoted in this Proposal have not been knowingly disclosed by the Proposer and will not knowingly be disclosed by the Proposer prior to opening, directly or indirectly, to any other Proposer or to any competitor; and

5.2.3.1.17.1.1.1.4 No attempt has been made or will be made by the Proposer to induce any other person or entity to submit or not to submit a Proposal for the purpose of restricting competition.

I, hereby affirm under the penalties of perjury that the foregoing statements are true.

**HAL HAYS CONSTRUCTION, INC.**  
Name of Proposer

**Kirby S. Hays**  
Name of Designated Signatory

  
Signature

**CEO**  
Title

**CALIFORNIA ALL-PURPOSE ACKNOWLEDGMENT**

**CIVIL CODE § 1189**

A notary public or other officer completing this certificate verifies only the identity of the individual who signed the document to which this certificate is attached, and not the truthfulness, accuracy, or validity of that document.

State of California )  
County of Riverside )

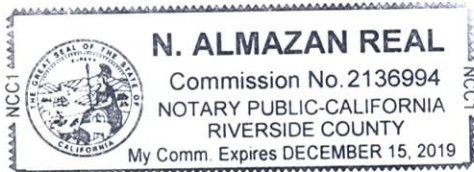
On July 29, 2019 before me, N. Almazan Real, Notary Public,  
*Date Here Insert Name and Title of the Officer*

personally appeared Kirby S. Hays  
*Name(s) of Signer(s)*

who proved to me on the basis of satisfactory evidence to be the person(s) whose name(s) is/are subscribed to the within instrument and acknowledged to me that he/~~she/they~~ executed the same in his/~~her/their~~ authorized capacity(ies), and that by his/~~her/their~~ signature(s) on the instrument the person(s), or the entity upon behalf of which the person(s) acted, executed the instrument.

I certify under PENALTY OF PERJURY under the laws of the State of California that the foregoing paragraph is true and correct.

WITNESS my hand and official seal.



Signature N. Almazan Real  
*Signature of Notary Public*

*Place Notary Seal Above*

**OPTIONAL**

*Though this section is optional, completing this information can deter alteration of the document or fraudulent reattachment of this form to an unintended document.*

**Description of Attached Document**

Title or Type of Document Proposal Form 2 Non-Collusion Affidavit Document Date: 07-29-2019

Number of Pages: One (1) Signer(s) Other Than Named Above: \_\_\_\_\_

**Capacity(ies) Claimed by Signer(s)**

Signer's Name: Kirby S Hays

- Corporate Officer — Title(s): CEO
- Partner —  Limited  General
- Individual  Attorney in Fact
- Trustee  Guardian or Conservator
- Other: \_\_\_\_\_

Signer's Name: \_\_\_\_\_

- Corporate Officer — Title(s): \_\_\_\_\_
- Partner —  Limited  General
- Individual  Attorney in Fact
- Trustee  Guardian or Conservator
- Other: \_\_\_\_\_

Signer Is Representing: Hal Hays Construction, Inc Signer Is Representing: \_\_\_\_\_



**PROPOSAL FORM 3**

**DISCLAIMER STATEMENT**

The information contained in or otherwise provided in connection with the Request for Proposals for the Monterey Peninsula Water Supply Project Slant Well Civil Work (the “RFP”) issued by California-American Water Company (“CAWC”) on **July 22, 2019**, as amended, has been prepared by CAWC and, while such information is believed to be accurate and reliable, except as otherwise expressly set forth in the RFP, CAWC makes no representation as to such accuracy or reliability. In no way shall any such information constitute a representation or warranty by CAWC or any of its officials, employees, agents, consultants, attorneys, representatives, contractors, or subcontractors (the “CAWC Representatives”). The Proposer hereby releases and forever discharges CAWC and the CAWC Representatives from any and all claims which such Proposer has, had or may hereafter have arising out of any information contained in or otherwise provided in connection with the RFP. Any party who intends to submit a response to this RFP is specifically invited to independently verify the accuracy of the information contained herein.

**HAL HAYS CONSTRUCTION, INC.**

\_\_\_\_\_  
Name of Proposer

**Kirby S. Hays**

\_\_\_\_\_  
Name of Designated Signatory

  
\_\_\_\_\_  
Signature

**CEO**

\_\_\_\_\_  
Title



**GENERAL PROJECT INFORMATION**

**A. General Project Team Information**

<b>Project Title:</b>	<b>Slant Well Intake System – Civil Work</b>		
<b>Offeror Name:</b>	<b>Hal Hays Construction, Inc.</b>	<b>DUNS No.:</b>	788553032
<b>Contractor's License No.</b>	667560	<b>Tax ID</b>	54-2084366
<b>Mailing Address:</b>	4181 Latham St. Riverside, CA 92501	<b>Phone</b>	(951) 788-0703

Founded in 1991 and celebrating over 28 years of service to clients, Hal Hays Construction, Inc. (HHCI) is an award-winning design build construction corporation providing vertical construction and civil construction services for Public Utilities, Water Agencies, Military Government and Private clients throughout the Western states. HHCI's portfolio includes 1,000+ successful new construction, heavy civil, wet utilities, and renovation/TI projects. Also, HHCI possesses extensive expertise in these highly relevant areas, for example, multi-site/concurrent project coordination, Design Build Services, wet utility projects: pipe lines, pump stations, and waste water treatment plants.

HHCI possesses long-term expertise in heavy horizontal and wet utility construction projects with 1000+ completed projects valued at over \$862 Million. HHCI has over 28 years of heavy horizontal and wet utility construction experience, including pump stations, water reservoirs, pipe lines, work within environmentally sensitive areas, and minimization of soil disturbance.

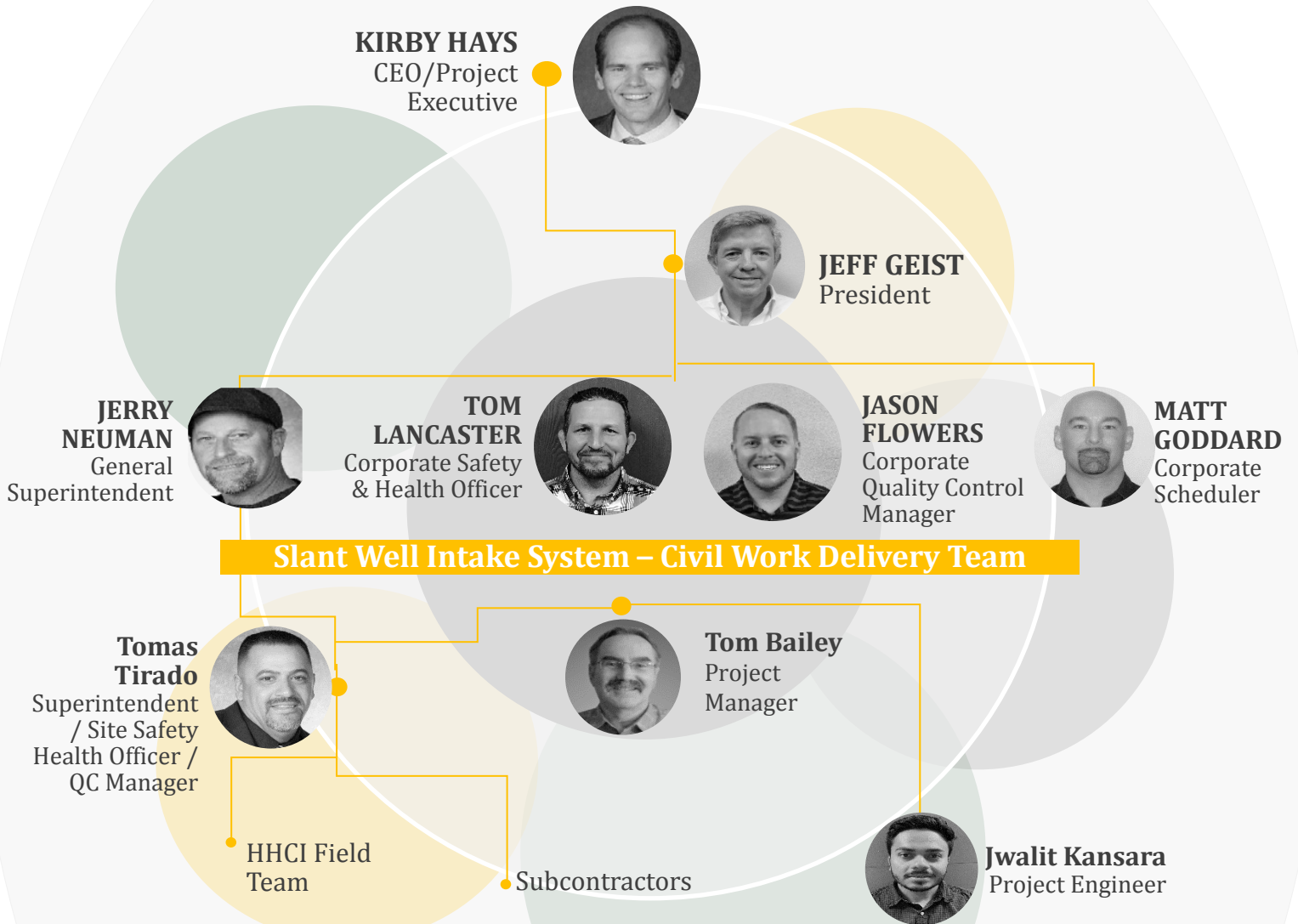
**ORG CHART**

HHCI's projects are led by a Project Executive, Operation Manager, Project Manager, onsite Superintendent/QCM/Site Safety Rep., and Project Engineer who assure each project phase is seamlessly connected. Please see below Organizational Chart and hierarchy illustrating HHCI's Project Delivery Team

The corporate headquarters serves as the central location for all administrative, accounting and contractual processes, primary estimating, and program and executive management. The Project Delivery Team (PDT) is assigned specific resources from Executive & Program Mgmt., QC & Safety Mgmt., Project Management, A/E Design, and Project Support Ops teams, including: Admin., IT, Proposal Development, Subcontracts, Finance & Accounting, Scheduling, Dispatch, HR, Equip. Mgmt., Close Out, Project Controls, Estimating and Contracts. This matrix organization represents a proven strategy to achieve construction management of HHCI's numerous, geographically-dispersed projects.



# Operations Organization Chart





HHCI possesses **multiple in-house crews**, specializing in: **demolition, site construction, heavy civil work, utilities, concrete and asphalt paving, interior work, general labor, and equipment/supply transportation**, as well as a **\$13.7M heavy equipment fleet**.

HHCI will select from its **89 self-performing in-house crew members** to mobilize the project **without interruption** to operations and to meet the fast-paced tempo required by the project. HHCI's crews deliver successful projects because they have **worked together on relevant projects** and share established **work processes** and **problem-solving skills**.

For the **Slant Well Intake System – Civil Work**, HHCI will **self-perform** the following **work activities**:

- **Project Management**
- **Demolition**
- **Structural Concrete**
- **Site Concrete**
- **Yard Piping**
- **Equipment Installation**
- **Site Utilities (Water)**

The team's proven **excellent safety records** and **outstanding project evaluations** further demonstrate the capability and experience of **its in-house crews** to **deliver a safe and quality project**.

HHCI has selected the following Subcontracts:

Subcontractor	Trade
Abel's Concrete	Concrete Pads
Northern Directional Drilling	HDD
Darrel Varni Electric, Inc.	Electrical and Instrumentation
Fence Corp.	Fencing



HHCI's project team members are able to work coherently and effectively in order to bring quality work to our clients. With projects throughout California, our Project Manager and Superintendents assure their time is devoted to every project they are involved in.

Below is the current workload of our Project Manager and Superintendent/SSHO/ QC Manager on this project:

**Tom Bailey - Project Manager**

Current Workload - Project Name	Completion Date
\$8M City of Fresno, Fresno Waste Water Treatment Plant Odor Control, Fresno, CA	September 2019
Project Role and Responsibility	
Project Management of construction phase, creation of seamless project delivery team.	

**Tomas Tirado – Superintendent / SSHO / QC Manager**

Current Workload - Project Name	Completion Date
\$19.8M Southern California Gas Company, Bakersfield Base Construction, Bakersfield, CA	July 2019
Project Role and Responsibility	
Coordination of HHCI resources (labor, equip., staff, crew), project financial goals, management of project production, supplemental quality control and safety support, project estimation review, technical consultation with subcontractors, leadership of project efforts into effective teams, plans, directs and coordinates operational and logistical activities at the project level. Executes the Quality Control Plan and assures quality workmanship across Project Delivery Team members. Safety Program & Site-Specific Safety Plans & Training, conducts safety operations, implements safety standards, safety training, reviews safety issues, prepares safety reporting	

**B. Proposal Form 4: Key Personnel.**

Please refer to attached Proposal Form 4: Key Personnel

**C. Diverse Business Enterprise Utilization Plan:**

Hal Hays Construction Inc. is a **Native American-Owned** MBE Firm (CPUC & NMSDC certified) firm.

In support of Cal American Water’s Supplier Diversity program, HHCI continually seeks experienced subcontractors, subconsultants, suppliers, and vendors to play key roles on our project teams. As a leading member of the **Diverse Business community**, HHCI has supported Small and Diverse businesses since its inception. HHCI understands and encourages subcontractor and supplier participation in various small and diversity programs for the firm’s federal, state, public utilities, and private industry projects.





HHCI's **certified small and diverse business** partners include:

- SBA 8(a) Business Enterprises
- Service Disabled Veteran Owned Small Business Enterprise (SDVOSBEs)
- Veteran Owned Business Enterprises (VBEs)
- Disadvantaged Business Enterprise (DBEs)
- Historically Underutilized Business Zone firms (HUBZone firms)
- Minority Business Enterprises (MBEs)
- Small Business Enterprise (SBEs)
- Women Owned Small Business Enterprises (WOSBEs)
- LGBT Business Enterprises (LGBTs)



HHCI is also involved in CAWC's **Partnering Forward for Success** program. The Partnering Forward for Success program is designed to strengthen the area's economy and enhance job creation through corporate partnerships with local minority business enterprises (MBE). This program maximizes a partnership with an MBE to transition to a long term strategic partnership. In doing so, MBE's can grow their scale or scope and become a competitive regional service provider.

The firm utilizes its online [Subcontractor/Consultant/Vendor Prequalification](#) form and **ISqFt.com construction software** bidding tools to solicit, prequalify and engage potential Divers Business enterprises.

#### D. Local Resource Utilization Plan

HHCI has made every attempt to meet the RFP requirement of 50% of Local Resources Utilization. Due to the lack of responses and decline of participation, our resources were limited. Please see attached Local Utilization Plan:



**Monterey Peninsula Water Supply Project  
Request for Proposals for the Slant Well Intake System - Civil Work**

**PROPOSAL FORM 4**

**KEY PERSONNEL<sup>1</sup>**

*(Copy and complete this form for Key Personnel. Attach additional pages along with organizational charts as needed)*

**General Information<sup>2</sup>**

Name: Kirby S. Hays

Firm: HAL HAYS CONSTRUCTION, INC.

Title: CEO

Year employed by firm: 18 years

Total Professional Experience: 18 years

Professional Registration and Licenses (type/number/state/year)<sup>3</sup> N/A

**Project-Specific Information**

Title/Assignment CEO/Project Executive

Description of Role/Responsibilities:

project oversight and program-wide resource mangement.

**Commitment<sup>4</sup>**      **Permitting** 15%      **Construction** 20%

**Startup and Testing:** 15%

Footnotes:

<sup>1</sup> Proposers shall duplicate this form for all Key Personnel. Refer to subsection 4.4.2 of the RFP for a list of the minimum personnel for which this form shall be completed.

<sup>2</sup> Please indicate any staff that has changed from that provided in the Statement of Qualifications in accordance with subsection 4.4.2 of the RFP. Attach pages as necessary.

<sup>3</sup> Where applicable, key construction personnel must provide either: (1) proof of current California licensure; or (2) if not currently licensed in California, a detailed plan to obtain a required California license no later than the effective date of the Contract.

<sup>4</sup> Commitment indicates the amount of time (in percent) that the individual would be available to work on the Project during the construction, start-up and testing phases of the Project. Indicate by "N/A" where the individual is not proposed to be involved in a particular phase of the Project.

**Monterey Peninsula Water Supply Project  
Request for Proposals for the Slant Well Intake System - Civil Work**

**PROPOSAL FORM 4**

**KEY PERSONNEL<sup>1</sup>**

*(Copy and complete this form for Key Personnel. Attach additional pages along with organizational charts as needed)*

**General Information<sup>2</sup>**

Name: Jeff Geist

Firm: HAL HAYS CONSTRUCTION, INC.

Title: Vice President

Year employed by firm: 3 years

Total Professional Experience: 44 years

Professional Registration and Licenses (type/number/state/year)<sup>3</sup> N/A

**Project-Specific Information**

Title/Assignment Vice President

Description of Role/Responsibilities:

Project oversight, resource management, and corporate sustainability measures.

<b>Commitment<sup>4</sup></b>	<b>Permitting</b> <u>20%</u>	<b>Construction</b> <u>25 %</u>
	<b>Startup and Testing:</b> <u>20 %</u>	

Footnotes:

- <sup>1</sup> Proposers shall duplicate this form for all Key Personnel. Refer to subsection 4.4.2 of the RFP for a list of the minimum personnel for which this form shall be completed.
- <sup>2</sup> Please indicate any staff that has changed from that provided in the Statement of Qualifications in accordance with subsection 4.4.2 of the RFP. Attach pages as necessary.
- <sup>3</sup> Where applicable, key construction personnel must provide either: (1) proof of current California licensure; or (2) if not currently licensed in California, a detailed plan to obtain a required California license no later than the effective date of the Contract.
- <sup>4</sup> Commitment indicates the amount of time (in percent) that the individual would be available to work on the Project during the construction, start-up and testing phases of the Project. Indicate by "N/A" where the individual is not proposed to be involved in a particular phase of the Project.



**Monterey Peninsula Water Supply Project  
Request for Proposals for the Slant Well Intake System - Civil Work**

**PROPOSAL FORM 4**

**KEY PERSONNEL<sup>1</sup>**

*(Copy and complete this form for Key Personnel. Attach additional pages along with organizational charts as needed)*

**General Information<sup>2</sup>**

Name: Tom Bailey

Firm: HAL HAYS CONSTRUCTION, INC.

Title: Project Manager

Year employed by firm: 8 years

Total Professional Experience: 38 years

Professional Registration and Licenses (type/number/state/year)<sup>3</sup> N/A

**Project-Specific Information**

Title/Assignment Project Manager

Description of Role/Responsibilities:

Project Management of construction phase, creation of seamless project delivery team.

**Commitment<sup>4</sup>**      **Permitting** 75 %      **Construction** 85 %  
**Startup and Testing:** 100 %

Footnotes:

- <sup>1</sup> Proposers shall duplicate this form for all Key Personnel. Refer to subsection 4.4.2 of the RFP for a list of the minimum personnel for which this form shall be completed.
- <sup>2</sup> Please indicate any staff that has changed from that provided in the Statement of Qualifications in accordance with subsection 4.4.2 of the RFP. Attach pages as necessary.
- <sup>3</sup> Where applicable, key construction personnel must provide either: (1) proof of current California licensure; or (2) if not currently licensed in California, a detailed plan to obtain a required California license no later than the effective date of the Contract.
- <sup>4</sup> Commitment indicates the amount of time (in percent) that the individual would be available to work on the Project during the construction, start-up and testing phases of the Project. Indicate by "N/A" where the individual is not proposed to be involved in a particular phase of the Project.

**Monterey Peninsula Water Supply Project  
Request for Proposals for the Slant Well Intake System - Civil Work**

**PROPOSAL FORM 4**

**KEY PERSONNEL<sup>1</sup>**

*(Copy and complete this form for Key Personnel. Attach additional pages along with organizational charts as needed)*

**General Information<sup>2</sup>**

Name: Jerry Neuman

Firm: HAL HAYS CONSTRUCTION, INC.

Title: General Superintendent

Year employed by firm: 16 years

Total Professional Experience: 21 years

Professional Registration and Licenses (type/number/state/year)<sup>3</sup> N/A

**Project-Specific Information**

Title/Assignment General Superintendent

Description of Role/Responsibilities:

Oversight of HHCI's superintendents and self-performing crew members.

<b>Commitment<sup>4</sup></b>	<b>Permitting</b> <u>N/A %</u>	<b>Construction</b> <u>40%</u>
		<b>Startup and Testing:</b> <u>20%</u>

Footnotes:

- <sup>1</sup> Proposers shall duplicate this form for all Key Personnel. Refer to subsection 4.4.2 of the RFP for a list of the minimum personnel for which this form shall be completed.
- <sup>2</sup> Please indicate any staff that has changed from that provided in the Statement of Qualifications in accordance with subsection 4.4.2 of the RFP. Attach pages as necessary.
- <sup>3</sup> Where applicable, key construction personnel must provide either: (1) proof of current California licensure; or (2) if not currently licensed in California, a detailed plan to obtain a required California license no later than the effective date of the Contract.
- <sup>4</sup> Commitment indicates the amount of time (in percent) that the individual would be available to work on the Project during the construction, start-up and testing phases of the Project. Indicate by "N/A" where the individual is not proposed to be involved in a particular phase of the Project.







**Monterey Peninsula Water Supply Project  
Request for Proposals for the Slant Well Intake System - Civil Work**

**PROPOSAL FORM 4**

**KEY PERSONNEL<sup>1</sup>**

*(Copy and complete this form for Key Personnel. Attach additional pages along with organizational charts as needed)*

**General Information<sup>2</sup>**

Name: Tomas Tirado

Firm: HAL HAYS CONSTRUCTION, INC.

Title: Superintendent

Year employed by firm: 4 years

Total Professional Experience: 26 years

Professional Registration and Licenses (type/number/state/year)<sup>3</sup> N/A

**Project-Specific Information**

Title/Assignment Superintendent / Safety Manager / QC Manger

Description of Role/Responsibilities:

Coordination of HHCI resources, project financial goals, executed QC Plans, conducts safety operations.

<b>Commitment<sup>4</sup></b>	<b>Permitting</b> <u>10%</u>	<b>Construction</b> <u>100%</u>
	<b>Startup and Testing:</b> <u>100%</u>	

Footnotes:

- <sup>1</sup> Proposers shall duplicate this form for all Key Personnel. Refer to subsection 4.4.2 of the RFP for a list of the minimum personnel for which this form shall be completed.
- <sup>2</sup> Please indicate any staff that has changed from that provided in the Statement of Qualifications in accordance with subsection 4.4.2 of the RFP. Attach pages as necessary.
- <sup>3</sup> Where applicable, key construction personnel must provide either: (1) proof of current California licensure; or (2) if not currently licensed in California, a detailed plan to obtain a required California license no later than the effective date of the Contract.
- <sup>4</sup> Commitment indicates the amount of time (in percent) that the individual would be available to work on the Project during the construction, start-up and testing phases of the Project. Indicate by "N/A" where the individual is not proposed to be involved in a particular phase of the Project.

**Monterey Peninsula Water Supply Project  
Request for Proposals for the Slant Well Intake System - Civil Work**

**PROPOSAL FORM 4**

**KEY PERSONNEL<sup>1</sup>**

*(Copy and complete this form for Key Personnel. Attach additional pages along with organizational charts as needed)*

**General Information<sup>2</sup>**

Name: Jwalit Kansara

Firm: HAL HAYS CONSTRUCTION, INC.

Title: Project Engineer

Year employed by firm: 3 years

Total Professional Experience: 8 years

Professional Registration and Licenses (type/number/state/year)<sup>3</sup> N/A

**Project-Specific Information**

Title/Assignment Project Engineer

Description of Role/Responsibilities:  
Support entire Project Delivery Team and provide technical consultation with subcontractors.

<b>Commitment<sup>4</sup></b>	<b>Permitting</b> _____	<b>Construction</b> _____	<b>50 %</b>
	_____	<b>Startup and Testing:</b> _____	<b>50 %</b>

Footnotes:

- <sup>1</sup> Proposers shall duplicate this form for all Key Personnel. Refer to subsection 4.4.2 of the RFP for a list of the minimum personnel for which this form shall be completed.
- <sup>2</sup> Please indicate any staff that has changed from that provided in the Statement of Qualifications in accordance with subsection 4.4.2 of the RFP. Attach pages as necessary.
- <sup>3</sup> Where applicable, key construction personnel must provide either: (1) proof of current California licensure; or (2) if not currently licensed in California, a detailed plan to obtain a required California license no later than the effective date of the Contract.
- <sup>4</sup> Commitment indicates the amount of time (in percent) that the individual would be available to work on the Project during the construction, start-up and testing phases of the Project. Indicate by "N/A" where the individual is not proposed to be involved in a particular phase of the Project.

**Monterey Peninsula Water Supply Project  
Request for Proposals for the Slant Well Intake System - Civil Work**

**PROPOSAL FORM 4**

**KEY PERSONNEL<sup>1</sup>**

*(Copy and complete this form for Key Personnel. Attach additional pages along with organizational charts as needed)*

**General Information<sup>2</sup>**

Name: \_\_\_\_\_

Firm: \_\_\_\_\_

Title: Commissioning Officer

Year employed by firm: \_\_\_\_\_ years

Total Professional Experience: \_\_\_\_\_ years

Professional Registration and Licenses (type/number/state/year)<sup>3</sup> \_\_\_\_\_

**Project-Specific Information**

Title/Assignment Commissioning Officer

Description of Role/Responsibilities:

---

<b>Commitment<sup>4</sup></b>	<b>Permitting</b> _____ %	<b>Construction</b> _____ %
	_____	<b>Startup and Testing:</b> _____ %

Footnotes:

- <sup>1</sup> Proposers shall duplicate this form for all Key Personnel. Refer to subsection 4.4.2 of the RFP for a list of the minimum personnel for which this form shall be completed.
- <sup>2</sup> Please indicate any staff that has changed from that provided in the Statement of Qualifications in accordance with subsection 4.4.2 of the RFP. Attach pages as necessary.
- <sup>3</sup> Where applicable, key construction personnel must provide either: (1) proof of current California licensure; or (2) if not currently licensed in California, a detailed plan to obtain a required California license no later than the effective date of the Contract.
- <sup>4</sup> Commitment indicates the amount of time (in percent) that the individual would be available to work on the Project during the construction, start-up and testing phases of the Project. Indicate by "N/A" where the individual is not proposed to be involved in a particular phase of the Project.

**Monterey Peninsula Water Supply Project  
Request for Proposals for the Slant Well Intake System - Civil Work**

**PROPOSAL FORM 4**

**KEY PERSONNEL<sup>1</sup>**

*(Copy and complete this form for Key Personnel. Attach additional pages along  
with organizational charts as needed)*

**General Information<sup>2</sup>**

Name: \_\_\_\_\_

Firm: \_\_\_\_\_

Title: \_\_\_\_\_

Year employed by firm: \_\_\_\_\_ years

Total Professional Experience: \_\_\_\_\_ years

Professional Registration and Licenses (type/number/state/year)<sup>3</sup> \_\_\_\_\_

**Project-Specific Information**

Title/Assignment \_\_\_\_\_

Description of Role/Responsibilities:

---

<b>Commitment<sup>4</sup></b>	<b>Permitting</b> _____ %	<b>Construction</b> _____ %
	_____	<b>Startup and Testing:</b> _____ %

Footnotes:

- <sup>1</sup> Proposers shall duplicate this form for all Key Personnel. Refer to subsection 4.4.2 of the RFP for a list of the minimum personnel for which this form shall be completed.
- <sup>2</sup> Please indicate any staff that has changed from that provided in the Statement of Qualifications in accordance with subsection 4.4.2 of the RFP. Attach pages as necessary.
- <sup>3</sup> Where applicable, key construction personnel must provide either: (1) proof of current California licensure; or (2) if not currently licensed in California, a detailed plan to obtain a required California license no later than the effective date of the Contract.
- <sup>4</sup> Commitment indicates the amount of time (in percent) that the individual would be available to work on the Project during the construction, start-up and testing phases of the Project. Indicate by "N/A" where the individual is not proposed to be involved in a particular phase of the Project.

**Monterey Peninsula Water Supply Project  
Request for Proposals for the Slant Well Intake System - Civil Work**

**PROPOSAL FORM 4**

**KEY PERSONNEL<sup>1</sup>**

*(Copy and complete this form for Key Personnel. Attach additional pages along  
with organizational charts as needed)*

**General Information<sup>2</sup>**

Name: \_\_\_\_\_

Firm: \_\_\_\_\_

Title: \_\_\_\_\_

Year employed by firm: \_\_\_\_\_ years

Total Professional Experience: \_\_\_\_\_ years

Professional Registration and Licenses (type/number/state/year)<sup>3</sup> \_\_\_\_\_

**Project-Specific Information**

Title/Assignment \_\_\_\_\_

Description of Role/Responsibilities:

---

<b>Commitment<sup>4</sup></b>	<b>Permitting</b> _____ %	<b>Construction</b> _____ %
	_____	<b>Startup and Testing:</b> _____ %

Footnotes:

- <sup>1</sup> Proposers shall duplicate this form for all Key Personnel. Refer to subsection 4.4.2 of the RFP for a list of the minimum personnel for which this form shall be completed.
- <sup>2</sup> Please indicate any staff that has changed from that provided in the Statement of Qualifications in accordance with subsection 4.4.2 of the RFP. Attach pages as necessary.
- <sup>3</sup> Where applicable, key construction personnel must provide either: (1) proof of current California licensure; or (2) if not currently licensed in California, a detailed plan to obtain a required California license no later than the effective date of the Contract.
- <sup>4</sup> Commitment indicates the amount of time (in percent) that the individual would be available to work on the Project during the construction, start-up and testing phases of the Project. Indicate by "N/A" where the individual is not proposed to be involved in a particular phase of the Project.



Hal Hays Construction Inc.									
NAME	ROLE IN THIS CONTRACT	YEARS EXPERIENCE							
		a. TOTAL	b. WITH CURRENT FIRM						
<b>Kirby Hays</b>	Principal In Charge/CEO	18 Years	18 Years						
<b>FIRM NAME AND LOCATION (<i>City and State</i>)</b> Hal Hays Construction, Inc., Riverside, CA									
<b>EDUCATION (<i>Degree, Specialization, Training &amp; Certification</i>)</b> <ul style="list-style-type: none"> <li>▪ 2002 – Current, Crafton Hills College Business Administration and Engineering</li> <li>▪ Class A Contractors License (General Engineering)</li> <li>▪ Class B Contractors License (General Building)</li> <li>▪ Class C-8 Contractors License (Concrete)</li> <li>▪ 2008 SureTrak Certified</li> <li>▪ 2004 NAVFAC Quality Control Certified</li> <li>▪ 2004 10-Hour OSHA Safety Training for Construction Industry Certified</li> <li>▪ 2008 ABC Estimating 101</li> <li>▪ 2008 ABC Starting a Construction Project</li> <li>▪ Subcontractor &amp; Site Safety Management Training</li> </ul>									
<b>OTHER PROFESSIONAL QUALIFICATIONS (<i>Relevant</i>)</b> Mr. Hays has extensive Department of Defense, Government, Public Works, and Design Build experience related to wet utilities, heavy civil, and new construction. Mr. Hays maintains specific experience in this project's work areas such as: wet utilities, BMP implementation; demolition; heavy civil and grading; demolition, potable water systems, sewage mains, earthwork, pipe installation, installation of wet wells; and traffic control measures  <b>Software Skills:</b> MS Windows Professional - MS Office Suite, SureTrak, and Sage Master Builder  <b>Job Skills:</b> Project Management, Quality Control, Scheduling, and Safety Tasks  For the following projects, Mr. Hays executed the role of Principal in Charge, including: program-wide coordinating and negotiations; recommendation of design and project changes to provide the client the best value for their project; provision of technical oversight and program-wide resource management including project construction methods consultant, program planning for staffing, scheduling, logistics, and project resources, technical consultation with A/E and subcontractors, safety and quality management consultation with project teams.									
<b>EMPLOYMENT HISTORY</b> <table style="width: 100%; border-collapse: collapse;"> <tr> <td style="width: 15%;">2014 - Present</td> <td style="width: 45%;">Hal Hays Construction, Inc., Riverside CA</td> <td style="width: 40%;">Project Executive/President &amp; CEO</td> </tr> <tr> <td>2001 - 2013</td> <td>Hal Hays Construction, Inc., Riverside CA</td> <td>General Manager/Project Manager</td> </tr> </table>				2014 - Present	Hal Hays Construction, Inc., Riverside CA	Project Executive/President & CEO	2001 - 2013	Hal Hays Construction, Inc., Riverside CA	General Manager/Project Manager
2014 - Present	Hal Hays Construction, Inc., Riverside CA	Project Executive/President & CEO							
2001 - 2013	Hal Hays Construction, Inc., Riverside CA	General Manager/Project Manager							



The following projects represent both vertical and horizontal construction examples where Kirby Hays served as **Principal in Charge/CEO** for project sites throughout California.

**LIST OF COMPLETED PROJECTS EXPERIENCE**

Project Name & Type of Work	Owner Name	Contract Completion Value	Final Completion Date
RCTC Rail Station Improvements/ Civil Construction	Riverside County Transportation	\$1,123,148.00	02/22/2018
SCE San Dieguito Wetlands/ Civil Construction	SCE	\$1,293,949.00	07/28/2017
El Campo Rd Water Main/ Wet Util. Civil Construction	Golden State Water Co.	\$850,288.60	12/30/2017
Elsinore Wash Rack and Site Improvements/ Civil Construction	Caltrans	\$1,802,701.00	11/17/2017
Ontario Police Headquarters Renovation/General Construction	City of Ontario	\$2,386,111.20	10/19/2017
Plant 11 Phase 2 Improvements/ Wet Util, Civil Construction	San Gabriel Valley Water Co.	\$619,600.60	01/10/2017
DB Repair Water Tank/Wet Utility Construction	US Navy	\$1,055,000.00	07/27/2015
DB Improve Intersections/ Civil Construction	US Navy	\$851,528.88	12/09/2016
DB Overhead Utilities Relocate/General Construction	US Army-Louisville	\$4,342,235.14	12/31/2016
DB Repair Area 52 Roads/Civil Construction	US Navy	\$1,564,025.83	12/20/2016
DB Replace Fire Main/ General Construction	US Navy	\$1,271,060.00	06/30/2015
DB Repair Recirculation Lines/General Construction	US Navy	\$1,190,495.00	12/03/2016
DB Repave Various Lots/Civil Construction	US Navy	\$1,838,948.00	12/15/2016
Repairs to Asphalt Parking/Civil Construction	US Navy	\$815,518.00	12/26/2015





RELEVANT PROJECTS		
A.	(1) TITLE AND LOCATION <b>Riverside Downtown Commuter Rail Station Improvements</b> Riverside, CA	( ) YEAR COMPLETED 2018
	(3) BRIEF DESCRIPTION AND SPECIFIC ROLE <input checked="" type="checkbox"/> CHECK IF PROJECT PERFORMED WITH CURRENT FIRM The project includes construction of the Riverside Downtown Commuter Rail Station improvements, including TVM relocation, pedestrian shelters, cart barn, and ADA and parking lot upgrades.  <b>Project Value: \$1M</b> <b>Role: Principal-In-Charge</b>	
B.	(1) TITLE AND LOCATION <b>City of Ontario Police Department Interior Renovations</b> Ontario, CA	(2) YEAR COMPLETED 2017
	(3) BRIEF DESCRIPTION AND SPECIFIC ROLE <input checked="" type="checkbox"/> CHECK IF PROJECT PERFORMED WITH CURRENT FIRM The project consisted of the construction of approximately 11,000 SF of tenant improvements, including a Dispatch Center, Watch Commander's Office, Briefing Room, Storage Rooms, private offices, etc. The improvements will include infrastructure for an extensive Owner-provided Audio-Visual system, 24-hour HVAC system in equipment room, and decorative ceiling systems with specialty lighting. Trades will include, but are not limited to: demolition, drywall and framing, electrical, plumbing, mechanical (HVAC), doors/frames/hardware, glazing, paint, floor finishes, acoustical ceilings, low-voltage cabling, etc.  <b>Project Value: \$2.3M</b> <b>Role: Principal-In-Charge</b>	
C.	(1) TITLE AND LOCATION <b>San Dieguito Excavation &amp; W6A Construction</b> Del Mar, CA	(2) YEAR COMPLETED 2017
	(3) BRIEF DESCRIPTION AND SPECIFIC ROLE <input checked="" type="checkbox"/> CHECK IF PROJECT PERFORMED WITH CURRENT FIRM This project for Southern California Edison was for the excavation and construction to implement San Dieguito river restoration solutions, including: hydroseeding, erosion control, inlet maintenance, excavation, dredging, and earthwork, lagoon revetment, heavy equipment operations, berms, erosion control, floodwalls, raised elevations, paving, slope protections and retaining walls.  <b>Project Value: \$1.4M</b> <b>Role: Principal-In-Charge</b>	
D.	(1) TITLE AND LOCATION <b>Design Build Renovate 3 Buildings and a Parking Lot</b> Air Force Plant 42, Palmdale, CA	(2) YEAR COMPLETED 2014
	(3) BRIEF DESCRIPTION AND SPECIFIC ROLE <input checked="" type="checkbox"/> Check if project performed with current firm This <b>Design Build</b> project was for renovation of buildings 552, 553, and 560 and a parking lot at Air Force Plant 42 in Palmdale, CA for USACE. The scope of work included: renovation of a 7,101 SF, 5,345 SF, and 5,782 SF buildings, along with a newly constructed <b>42,975 SF A/C paved parking lot</b> , including: hazardous material abatement; <b>demolition</b> ; masonry wall structural upgrades; mechanical system upgrades; electrical system upgrades; interior partition walls; suspended panel ceilings; restroom renovations; convenience centers; flooring; exterior trash enclosure with <b>concrete pad</b> and CMU walls; <b>parking lot construction</b> , including <b>grading</b> and <b>excavation</b> ; <b>sub-base preparation</b> ; <b>asphalt pavement</b> ; <b>signage</b> and <b>striping</b> ; SWPPP and <b>BMP implementation</b> ; and <b>landscaping</b> . Work was completed at secured, active military airfield with operational facilities. The	



	<p>renovation of Building 552, a single story masonry structure, approximately 7,101 SF, included the removal of existing interior finishes; abatement of hazardous materials; structural upgrades to existing masonry walls for code compliance; reconfiguration of interior spaces for ABA compliance; and creation of open-plan office arrangements. The renovation of Building 553 included: a single story masonry structure; approximately 5,345 SF; removal of existing interior finishes; abatement of hazardous materials; structural upgrades to existing masonry walls for code compliance; reconfiguration of interior spaces for administrative and training offices; a guard assembly and resources room; restrooms; locker/change rooms; a BDOC; and a masonry addition to house mechanical, electrical, and telecommunications equipment; and provided space for storage of security items. The renovation of Building 560 included: a two story pre-engineered metal building, approximately 5,782 SF removal of interior partition walls; abatement of hazardous materials; reconfiguration of the first floor restrooms to comply with ABA requirements; installation of new convenience centers; replacement of floor finishes; suspended panel ceilings; and repairs to the existing vehicle parking area adjacent to Building 560 to provide ABA required accessible routing. The new parking lot will be located south of Building 560 and east of the AF Plant 42 Control Tower. The parking lot shall provide approximately 115 parking stalls, including ABA compliant and motorcycle stalls to serve Building 553's existing fire station and the control tower.</p> <p><b>Project Value:</b> \$5.5M                      <b>Role:</b> President/CEO</p>	
E..	<p>(1) TITLE AND LOCATION (<i>City and State</i>)</p> <p><b>Design Build Repair Hangar 3 &amp; 4 Doors</b> Marine Corps Air Station, Miramar, CA</p>	<p>(2) YEAR COMPLETED</p> <p>2013</p>
	<p>(3) BRIEF DESCRIPTION (<i>Brief scope, size, Project Value, etc.</i>) AND SPECIFIC ROLE      <input checked="" type="checkbox"/> Check if project performed with current firm</p> <p>This <b>Design Build</b> project was to repair hangar doors 3 and 4 at the Marine Corps Air Station, Miramar, CA for NAVFAC SW. The scope of work included: <b>demolition</b>; building renovations; structural steel renovations; operational facilities; electrical systems; and <b>working on a secured and active military airfield facility</b>.</p> <p><b>Project Value:</b> \$3.9M                      <b>Role:</b> Project Manager</p>	
F.	<p>(1) TITLE AND LOCATION (<i>City and State</i>)</p> <p><b>Design Build Renovation of Exterior NEX Complex Bldg. 16</b> Naval Base Ventura County, Point Mugu, CA</p>	<p>(2) YEAR COMPLETED</p> <p>2012</p>
	<p>(3) BRIEF DESCRIPTION (<i>Brief scope, size, Project Value, etc.</i>) AND SPECIFIC ROLE      <input checked="" type="checkbox"/> Check if project performed with current firm</p> <p>This <b>Design Build</b> project was for exterior renovation of the NEX complex building 16 at the Naval Base Ventura County, Point Mugu, CA for NAVFAC SW. The scope of work included: <b>demolition</b>; abatement; renovation; mechanical systems; plumbing systems; <b>electrical systems</b>; <b>underground utilities</b>; <b>concrete</b>; and working on a secured and active military facility. This <b>project received an Outstanding performance evaluation rating</b>.</p> <p><b>Project Value:</b> \$1.6M                      <b>Role:</b> Project Manager</p>	
G..	<p>(1) TITLE AND LOCATION (<i>City and State</i>)</p> <p><b>Replace Water System Phase II</b> Vandenberg AFB, CA</p>	<p>(2) YEAR COMPLETED</p> <p>2010-2011</p>
	<p>(3) BRIEF DESCRIPTION (<i>Brief scope, size, Project Value, etc.</i>) AND SPECIFIC ROLE      <input checked="" type="checkbox"/> Check if project performed with current firm</p> <p>This project was for the replacement of a water system, Phase II, Vandenberg AFB, CA for the U.S. Army Corps of Engineers. The project mandated the provision of all labor, material and equipment necessary to <b>abandon and cap-off approximately 1,200 LF of existing 6"; 15,200 LF of 8"; 1,800 LF of 12"; 4,900 LF of 21" piping system; appurtenances in the main cantonment area</b> at Vandenberg Air Force Base; and replace the old system with new HDPE water pipe system. The scope of work included: <b>demolition; clearing and grubbing; excavation; backfill; compaction; saw-cutting existing asphalt roadways; disposal of debris; trench-line excavation; concrete work; replacement of concrete curbs; gutters, sidewalks and asphalt paving to effect installation of the new</b></p>	

	<p>pipng systems; pressure testing new system; flushing and sterilizing system; bacteriological testing; and re-seeding and landscaping disturbed areas.</p> <p><b>Project Value:</b> \$1.6M                      <b>Role:</b> Project Manager</p>	
H.	(1) TITLE AND LOCATION ( <i>City and State</i> )	(2) YEAR COMPLETED
	<p><b>Design Build Construct Child Development Center</b> Marine Corps Air Station, Yuma, AZ</p>	2010
	<p>(3) BRIEF DESCRIPTION (<i>Brief scope, size, Project Value, etc.</i>) AND SPECIFIC ROLE                      <input checked="" type="checkbox"/> Check if project performed with current firm</p> <p>This <b>Design Build</b> project was for the construction of a Child Development Center that was 12,750 SF, at MCAS, Yuma, Arizona. The new building was self-certified at LEED Gold, is a separate structure and is sited at the existing tennis courts facility adjacent to the existing Child Care Center in Bldg. 1085. The new single story Annex CDC facility provides 102 additional spaces for new enrollment. Construction consisted of: metal stud exterior walls with stucco; and a standing seam metal roof. The spaces provided included: an entrance lobby; reception/work area; administrative offices; toilet/break staff room; central storage; staff/public toilets; child activity rooms; functional spaces for janitor; laundry; telecommunication; and other facility support spaces. The project included: <b>extensive demolition; grading and excavation; landscape; electrical; and utilities.</b> This project received an <b>Outstanding performance evaluation rating.</b></p> <p><b>Project Value:</b> \$4.8M                      <b>Role:</b> Project Manager</p>	
I.	(1) title and location (City and State)	(2) year completed
	<p><b>Design Build Expansion &amp; Conversion of Bldg. 888 ROICC Offices</b> Yuma, Arizona</p>	2010
	<p>(3) BRIEF DESCRIPTION (<i>Brief scope, size, Project Value, etc.</i>) AND SPECIFIC ROLE                      <input checked="" type="checkbox"/> Check if project performed with current firm</p> <p>This <b>Design Build</b> project was for the Expansion and Conversion of Building 888 at Marine Corps Air Station (MCAS), Yuma, AZ. A portion of the existing warehouse area was to be remodeled into a new Resident Officer in Charge of Construction office facility. The expansion of office area into the existing warehouse space consisted of 3,325 SF; and <b>site work to accommodate seven (7) additional parking spaces.</b> The interior remodel portion of this project included: the installation of new finishes; new paint; new flooring; new interior walls; and new ceiling surfaces. In addition, the interior remodel included: 5 private offices; conference room (approx. 396 SF); open office area to include 8 workstations; storage (approx.100 SF); one copy area; and one small coffee area with sink and refrigerator; exterior existing materials are matched to fill-in removed exterior items such as windows and doors; and provide a covered main aluminum-and-glass entrance door assembly. <b>Demolition</b> included: the existing interior/exterior walls; personnel roll-up doors; plumbing fixtures; shower/eye wash; air lines; water heater; service sink; electrical outlets; ventilation ducts; demolition and removal of the deteriorated roof mounted swamp coolers and associated power; and <b>utility connections.</b> In addition, existing shop equipment will be relocated to the adjacent shop space next door. <b>This project received an Outstanding performance evaluation rating along with a Project of Excellence S.A.M.E. Award and Safety Through Awards and Recognition (STAR) Award.</b></p> <p><b>Project Value:</b> \$843K                      <b>Role:</b> Project Manager</p>	
J.	(1) title and location (City and State)	(2) year completed
	<p><b>Design Build Install Photovoltaic Systems, Various Buildings,</b> MCAGCC Twenty-Nine Palms, California</p>	2010
	<p>(3) BRIEF DESCRIPTION (<i>Brief scope, size, Project Value, etc.</i>) AND SPECIFIC ROLE                      <input checked="" type="checkbox"/> Check if project performed with current firm</p> <p>This <b>Design Build</b> project was for the installation of Photovoltaic Systems to Various Buildings at Marine Corps Air Ground Combat Center, Twenty-Nine Palms, CA, for the NAVFAC SW. The scope included: the design, construction, permitting, commissioning, and training for a 200-KW DC rooftop solar photovoltaic (PV) system at buildings 1801, 1802, 1803, 1804, 1805, and 1210. The facilities provide shelter for large military tanks. This system consisted of: photovoltaic module array mounted on support brackets for roofs; electrical terminal and combiner boxes; quick-connect electrical connectors; Direct Current (DC) wiring; DC disconnect; grid-connected inverter and</p>	



	isolation transformer; Alternating Current (AC) disconnect; and a web-based data acquisition and monitoring system (DAS). <b>This project received an Outstanding performance evaluation rating and a USACE Safety Through Awards and Recognition (STAR) Award.</b>																
	<b>Project Value:</b> \$2.2M	<b>Role:</b> Project Manager															
K.	(1) title and location ( <i>City and State</i> )	(2) year completed															
	<b>Photovoltaic Carport Structure At Parking Lot 4P Pier 8</b> San Diego, California	2010															
	(3) BRIEF DESCRIPTION ( <i>Brief scope, size, Project Value, etc.</i> ) AND SPECIFIC ROLE <input checked="" type="checkbox"/> Check if project performed with current firm																
	This project was for the construction of a Photovoltaic Carport Structure at Parking Lot 4P Pier 8, San Diego, CA. The scope of work included: designing; constructing; and utility interconnection for a 180 KW solar carport photovoltaic (PV) electrical generating system. The PV electrical generating system consist of all components for a complete and usable system including: photovoltaic module array mounted on support brackets; electrical terminal and combiner boxes; quick-connect electrical connectors; Direct Current (DC) wiring; DC disconnect; grid-connected inverter and isolation transformer; Alternating Current (AC) disconnect; and a web-based data acquisition and monitoring system (DAS). <b>This project received an Outstanding performance evaluation rating.</b>																
	<b>Project Value:</b> \$1.6M	<b>Role:</b> Project Manager															
L.	(1) title and location ( <i>City and State</i> )	(2) year completed															
	<b>Design Build Auto Skills Center B1083</b> Twentynine Palms, California	2010															
	(3) BRIEF DESCRIPTION ( <i>Brief scope, size, Project Value, etc.</i> ) AND SPECIFIC ROLE <input checked="" type="checkbox"/> Check if project performed with current firm																
	This <b>Design Build</b> project was for the expansion of an existing Auto Skills Center Building 1083, in Twentynine Palms, CA for NAVFAC SW. The scope of work included: adding 10 additional vehicle repair bays of 6,800 SF to the West end of the building; <b>approximately 6,000 SF of concrete paving around the new addition to match the existing concrete paving</b> ; new <b>concrete paving</b> along the North and South side of the new building (connected by a walkway on the West end of the addition); and relocating the employee <b>parking lot</b> and storage compound to the West end. Additional scope of work included: <b>demolition; concrete; asphalt paving; striping and signage</b> ; street lights; fencing; area security lighting; relocate existing tire equipment and associated equipment; ceiling; flooring; interior framing; drywall; electrical and <b>plumbing</b> ; new access from the existing sales area; and installation of new storefront doors through the common wall. <b>This project received an Above Average performance evaluation rating.</b>																
	<b>Project Value:</b> \$1.6M	<b>Role:</b> Project Manager															
M.	(1) title and location ( <i>City and State</i> )	(2) year completed															
	<b>Relevant Projects-Variou Locations</b>	2001 - 2010															
	(3) BRIEF DESCRIPTION ( <i>Brief scope, size, Project Value, etc.</i> ) AND SPECIFIC ROLE <input checked="" type="checkbox"/> Check if project performed with current firm																
	The following projects represent both vertical and horizontal construction examples where Kirby Hays served as <b>Project Manager</b> for project sites throughout California and Arizona. Relevant projects to the GO2 Yard Work project are asterisked in blue:																
	<table border="1"> <thead> <tr> <th>PROJECTS</th> <th>CLIENT</th> <th>VALUE</th> </tr> </thead> <tbody> <tr> <td>8033 - MECHANICAL BAR SCREEN, YUMA, AZ</td> <td>BUREAU OF REC.</td> <td>468,468.00</td> </tr> <tr> <td>8192 - <b>DB CDC YUMA *</b></td> <td>NAVFAC</td> <td>4,813,570.34</td> </tr> <tr> <td>8210 - <b>ACCESS CONTROL GATES *</b></td> <td>NAVFAC</td> <td>231,234.00</td> </tr> <tr> <td>8252 - B1591 MCAGCC 29 PALMS *</td> <td>NAVFAC</td> <td>766,242.77</td> </tr> </tbody> </table>		PROJECTS	CLIENT	VALUE	8033 - MECHANICAL BAR SCREEN, YUMA, AZ	BUREAU OF REC.	468,468.00	8192 - <b>DB CDC YUMA *</b>	NAVFAC	4,813,570.34	8210 - <b>ACCESS CONTROL GATES *</b>	NAVFAC	231,234.00	8252 - B1591 MCAGCC 29 PALMS *	NAVFAC	766,242.77
PROJECTS	CLIENT	VALUE															
8033 - MECHANICAL BAR SCREEN, YUMA, AZ	BUREAU OF REC.	468,468.00															
8192 - <b>DB CDC YUMA *</b>	NAVFAC	4,813,570.34															
8210 - <b>ACCESS CONTROL GATES *</b>	NAVFAC	231,234.00															
8252 - B1591 MCAGCC 29 PALMS *	NAVFAC	766,242.77															



	8257 - RESTORE B1175 DNITL CLNC , YUMA, AZ	USACE	641,987.07
	8287 - <b>DB</b> WHALE OVERLOOK	NPS	1,105,911.40
	8301 - JOSHUA TREE BOULDERS	NPS	78,910.00
	8306 - <b>BUILDING 333 PAVING</b> *	NAVFAC	223,418.00
	8309 - ROOFTOP PV Sys. B-1239 & 1235 *	NAVFAC	489,307.97
	9021 - CONSTRUCT RADAR TEST FACILITY *	NAVFAC	129,365.28
	9028 - REPLACE ALUMINUM LINE COTTONWOOD	NPS	186,453.95
	9078 - <b>ASPHALT</b> DELIVERY JOSHUA TREE	NPS	47,200.00
	9137 - <b>DB</b> VARIOUS SIDEWALKS	NAVFAC	465,557.00
	9158 - INSTALL PHOTOVOLTAIC SYSTEM *	NAVFAC	2,225,913.24
	9166 - <b>DB</b> AUTO SKILLS CTR B1083	NAVFAC	1,619,985.50
	9203 - RESURFACE COMPASS ROSE	NAVFAC	147,741.00
	9218 - YOSEMITE VOGELSANG HIGH SIERRA	NPS	378,163.05
	9224 - <b>DB</b> PHOTOVOLTAIC CARPORT *	NAVFAC	1,595,038.52
	9226 - <b>DB</b> SECURITY IMPROVEMENTS *	NAVFAC	489,008.00
	9238 - REPAIR POOL 1507	NAVFAC	1,634,569.23
	9239 - <b>DB</b> 3RD CEB ADMIN FACILITY *	NAVFAC	423,675.70
	9266 - <b>DB</b> CONSTRUCT BAND HALL	NAVFAC	839,401.89
	9270 - DRMO <b>PAVING AND STRIPING</b>	USACE	872,356.31
	10026 - SITE DEMO SAUGUS *	BLM	18,385.20
	10035 - <b>DB WASH RACK</b> *	NAVFAC	3,007,432.00
	10223 - <b>INSTL TRAFFIC CALMING SYSTEM</b> *	USAF	107,079.80
	10253 - <b>DB</b> WAREHOUSE MCAS YUMA	NAVFAC	843,903.00
	10312 - REPAIR TRAINING TANK B62517	NAVFAC	1,832,832.66
	(1) TITLE AND LOCATION (CITY AND STATE)		(1) YEAR COMPLETED
	<b>Yosemite Bridge and Site Improvement Construction</b> Yosemite National Park, CA		2009
N.	(3) BRIEF DESCRIPTION (BRIEF SCOPE, SIZE, PROJECT VALUE, ETC.) AND SPECIFIC ROLE <input checked="" type="checkbox"/> CHECK IF PROJECT PERFORMED WITH CURRENT FIRM		
	This project was for the <b>design</b> and <b>replacement</b> of the Yosemite Creek Bridge at Yosemite National Park, CA. The project included: demolition of existing bridge; install temporary creek crossing path; and placement of erosion control measures (riprap embankments; rock slope protection; filter fabric; native willows), new wood/steel bridge construction, excavation; new abutments and wingwalls; new footings; install bridge structural steel, bracing, and salvaged planks/guardrails; and install stone veneer, grade for paving; install base; install asphalt pavement; repair potholes; and fine grade site.		
	<b>Project Value:</b> \$724K <b>Role:</b> Principal-In-Charge		



NAME	ROLE IN THIS CONTRACT	YEARS EXPERIENCE	
		a. TOTAL	b. WITH CURRENT FIRM
Jeff Geist	VP, Operations	44	1
FIRM NAME AND LOCATION Hal Hays Construction Inc., Riverside, CA			
EDUCATION ( <i>Degree, Specialization, Training &amp; Certification</i> ) <ul style="list-style-type: none"> <li>▪ 43 Years of Industry Experience</li> <li>▪ OSHA 30 Hour Training Certificate</li> <li>▪ Metrolink Railway Worker 49CFR 214.345 Certified</li> <li>▪ UTC Pink Card Training</li> <li>▪ Fluent Knowledge of Building Codes, Federal, Military and COE Building Specifications</li> <li>▪ Oversight of Multiple Site Concurrent Operations</li> <li>▪ UTC Level III Training</li> <li>▪ UTC Awareness Trained</li> <li>▪ Construction Quality Management Training</li> <li>▪ Primavera P3/P6</li> <li>▪ Workplace Harassment Training</li> <li>▪ Management of over 200 Employees and numerous Subcontractors</li> </ul>			
OTHER PROFESSIONAL QUALIFICATIONS <p>Mr. Geist, <b>Corporate Executive</b>, is responsible for oversight of <b>project operations</b>, including: task order <b>estimation, development and strategic planning; construction operations planning; selection</b> of Project Managers and <b>design build team</b> members; coordination of <b>concurrent task</b> orders; budgeted versus actual <b>cost reviews; contract negotiations; supplemental</b> management support of Project Managers; and <b>technical</b> consultation to the project delivery team</p> <p><b>Software Skills:</b> MS Windows Professional, MS Office Suite, MS Outlook, Primavera CPM Scheduling</p> <p><b>Job Skills:</b> Company &amp; Project Management, Quality Control, Scheduling, Estimating, Logistics, and Safety Tasks</p> <p><b>Program Management Experience</b>  Throughout his career Mr. Geist has executed the role of VP/Operations Manager, and possesses professional qualifications and extensive experience such as:</p> <ul style="list-style-type: none"> <li>▪ Managing heavy civil construction projects exceeding <b>\$450 Million</b>.</li> <li>▪ Extensive experience in earthmoving, pipelines, railroad construction, HMA paving, large scale mining operations, HMA plant construction &amp; management, aggregate plant construction &amp; management.</li> <li>▪ Design Build Manager for successful procurement of <b>\$275M I-15 Express Lanes, Corona / \$40M San Juan Channel, SJ Capistrano</b></li> <li>▪ Recent projects (since 2005): <ul style="list-style-type: none"> <li>▪ \$136M I-215 HOV GAP Closure Project, Colton</li> <li>▪ \$135M Perris Valley Line Metrolink Extension, Perris</li> <li>▪ \$91M I-10 Freeway HOV Lanes, Covina</li> <li>▪ \$126M Vulcan Materials Quarry Rehabilitation &amp; Expansion, Duarte</li> <li>▪ \$31M Newport Road Interchange, Menifee</li> <li>▪ \$43M Pier F Rail Expansion, Port of Long Beach</li> <li>▪ \$22M UPRR Rail Siding Expansion, Niland</li> <li>▪ \$72M SR-76 Widening, Fallbrook</li> <li>▪ \$23M Citrus Reservoir &amp; Pumping Plant, Redlands</li> <li>▪ \$21M Crafton Pump Station Expansion, Mentone</li> </ul> </li> </ul>			
EMPLOYMENT HISTORY 02/17 - Present      Hal Hays Construction Inc., Riverside, CA      President			



NAME	ROLE IN THIS CONTRACT	YEARS EXPERIENCE	
		a. TOTAL	b. WITH CURRENT FIRM
Jerry Neuman	General Superintendent	21	16
FIRM NAME AND LOCATION ( <i>City and State</i> ) Hal Hays Construction, Inc., Riverside, CA			
EDUCATION ( <i>Degree, Specialization, Training &amp; Certification</i> )			
<ul style="list-style-type: none"> <li>▪ 1987 Universal Technical Institute, Phoenix AZ, Occupational Associate Degree</li> <li>▪ 1986 Big Bear High, Big Bear Lake, CA</li> <li>▪ 2012 EM 385-1-1 40-Hour</li> <li>▪ OSHA 30-Hour Certificate</li> <li>▪ OSHA 10-Hour Certificate</li> <li>▪ 2014 CPR &amp; First Aid Training</li> <li>▪ Subcontractor &amp; Site Safety Management Training</li> <li>▪ SureTrak Certified</li> <li>▪ Contractor Fire Line Safety Training</li> <li>▪ Emergency Equipment Operator Certified</li> <li>▪ Forestry Safety &amp; Operational Training</li> <li>▪ The Competent Person Training</li> <li>▪ Confined Space Entry Training</li> <li>▪ Excavation &amp; Trenching Training</li> <li>▪ Fall Protection Training</li> <li>▪ 2012 Aerial Lift Training</li> <li>▪ 2012 All Terrain Powered Industrial Truck Training</li> <li>▪ Powder Actuated Tools Training</li> <li>▪ 40-Hour Bid-Well Service School Safe Operation &amp; Maintenance Bid-Well 6500</li> <li>▪ Dust Control Training</li> </ul>			
OTHER PROFESSIONAL QUALIFICATION			
<p>Mr. Neuman has experience related to <b>underground wet utilities</b> (including distribution piping, valves, and connections), <b>Design-Build facility improvements and civil construction</b>. He has project experience specific to work areas such as: <b>demolition; earthwork; grading; excavation and trenching; concrete structures, paving; traffic control measures;</b> and Department of Defense work on military sites.</p> <p><b>Software Skills:</b> MS Windows, Outlook, and SureTrak</p> <p><b>Job Skills:</b> Superintendent/SSHO/Quality Control, Earthwork, and Safety Tasks</p> <p>For the following projects, Mr. Neuman executed the role of General Superintendent, including: Program-wide coordinating meetings and negotiations; recommendation of design and project changes to provide the client the best value for their project; provision of technical oversight and program-wide resource management including project construction methods consultant, program planning for staffing, scheduling, logistics, and project resources, technical consultation with A/E and subcontractors, safety and quality management consultation with project teams. Additional responsibilities include conducting and supervising on-site management staff, assisting in technical submittal reviews, and on-site inspections.</p>			
2017 - PRESENT	HAL HAYS CONSTRUCTION, INC., RIVERSIDE, CA	GENERAL SUPERINTENDENT	
2015 - 2017	STRONGHOLD ENGINEERING	SUPERINTENDENT	
2003 - 2015	HAL HAYS CONSTRUCTION, INC., RIVERSIDE, CA	GENERAL SUPERINTENDENT	
2001 - 2003	BEAR VALLEY PAVING, BIG BEAR LAKE, CA	SUPERINTENDENT/HEAVY EQUIPMENT OPERATOR	
1998 - 2001	AJ APROJECT VALUEA COMPANY, BIG BEAR LAKE, CA	SUPERINTENDENT/HEAVY EQUIPMENT OPERATOR	
1988 - 1998	CEDAR LAKE CAMP, BIG BEAR LAKE, CA	MAINTENANCE SUPERVISOR/HEAVY EQUIPMENT OPERATOR	





RELEVANT PROJECTS					
a.	<table border="1"> <tr> <td>(1) TITLE AND LOCATION</td> <td>(2) YEAR COMPLETED</td> </tr> <tr> <td> <b>Design Build San Jacinto Road Extension</b>            Marine Corps Base, Camp Pendleton, CA         </td> <td>2017-2018</td> </tr> </table>	(1) TITLE AND LOCATION	(2) YEAR COMPLETED	<b>Design Build San Jacinto Road Extension</b> Marine Corps Base, Camp Pendleton, CA	2017-2018
	(1) TITLE AND LOCATION	(2) YEAR COMPLETED			
<b>Design Build San Jacinto Road Extension</b> Marine Corps Base, Camp Pendleton, CA	2017-2018				
<p>(3) BRIEF DESCRIPTION AND SPECIFIC ROLE <input checked="" type="checkbox"/> Check if project performed with current firm</p> <p>Design Build San Jacinto Road Expansion at Marine Corps Base Camp Pendleton, CA. This <b>MILCON</b> project provided road and traffic circulation improvements to the entire installation and improved traffic flow and pedestrian safety.</p> <p>The project's work scope includes <b>included site clearing and grubbing, excavation/grading and shoring, roadway base materials, relocation of existing utilities such as power poles fire hydrants, storm drain inlets and structures, sewer mains and man holes, electrical conduits and pull boxes, traffic mitigation, sidewalks on both sides of the street, concrete curb &amp; gutters (both sides of the street), landscaping (temp and permanent), masonry fencing/walls for retaining, striping, signs and storm water drainage. .</b></p> <p><b>Project Value: \$4.3M Role: General Superintendent</b></p>					
b.	<table border="1"> <tr> <td>(1) TITLE AND LOCATION</td> <td>(2) YEAR COMPLETED</td> </tr> <tr> <td> <b>EDA Repave French Valley Airport</b>            Murrieta, CA         </td> <td>2017</td> </tr> </table>	(1) TITLE AND LOCATION	(2) YEAR COMPLETED	<b>EDA Repave French Valley Airport</b> Murrieta, CA	2017
	(1) TITLE AND LOCATION	(2) YEAR COMPLETED			
<b>EDA Repave French Valley Airport</b> Murrieta, CA	2017				
<p>(3) BRIEF DESCRIPTION AND SPECIFIC ROLE <input checked="" type="checkbox"/> Check if project performed with current firm</p> <p>This project was for the County of Riverside French Valley Airport, South Apron Pavement Reconstruction. The project consisted of demolition and removal of existing tie-down anchors. Demolition of the existing pavement by saw cutting and pulverization. Excavation of the subgrade involving, earthwork, spoiling, compaction, and grading, placement of aggregate base and fine grading. Installation of prefabricated trench drain and associated outlet piping. Installation of concrete valley gutter. Paving, coring and pavement marking. Construction of new tie-down anchors.</p> <p><b>Project Value: \$1.6M Role: Superintendent</b></p>					
c.	<table border="1"> <tr> <td>(1) TITLE AND LOCATION</td> <td>(2) YEAR COMPLETED</td> </tr> <tr> <td> <b>City of Blythe Repave Broadway</b>            Blythe, CA         </td> <td>2017</td> </tr> </table>	(1) TITLE AND LOCATION	(2) YEAR COMPLETED	<b>City of Blythe Repave Broadway</b> Blythe, CA	2017
	(1) TITLE AND LOCATION	(2) YEAR COMPLETED			
<b>City of Blythe Repave Broadway</b> Blythe, CA	2017				
<p>(3) BRIEF DESCRIPTION AND SPECIFIC ROLE <input checked="" type="checkbox"/> Check if project performed with current firm</p> <p>The project consisted of the street improvements to Broadway Boulevard from 14th Avenue to Hobson Way and from Barnard Street to Station 8+83.73. The project included cold planning of existing pavement, the removal and disposal of various existing sections of curb and gutter, sidewalk, cross gutters, driveways and handicap curb returns. The grade adjustment of various utility appurtenances, the crack sealing of the roadway, the placement of a stress absorbing membrane interlayer (SAMI) over the roadway, the installation of new sections of curb and gutter, sidewalk, handicap ramps, spandrels, cross gutters and driveways. Also, the installation of a 2-inch-thick layer of new asphalt concrete over the entire roadway.</p> <p><b>Project Value: \$1.1M Role: General Superintendent</b></p>					
	<table border="1"> <tr> <td>(1) TITLE AND LOCATION</td> <td>(2) YEAR COMPLETED</td> </tr> </table>	(1) TITLE AND LOCATION	(2) YEAR COMPLETED		
(1) TITLE AND LOCATION	(2) YEAR COMPLETED				





d.	<b>Eagle Canyon Debris Basin/Dam</b> Cathedral City, CA	2015
	(3) BRIEF DESCRIPTION AND SPECIFIC ROLE <input checked="" type="checkbox"/> Check if project performed with current firm This project constructed a new dam and debris basin, including mass earthwork (65,000 CY remediation export, 300,000 CY excavation), erosion control, blasting operations, and 2,300CY drainage structures. Oversight of in-house crews including: demolition, equipment operators, site utilities (storm drain), concrete, and excavation/grading. This project provided flood detention and hazard mitigation of rain, mud, and debris for Cathedral City.  <b>Project Value: \$10.5M Role: General Superintendent</b>	
e.	(1) TITLE AND LOCATION <b>Design-Build Replace Fire Sprinklers at Buildings 6, 7, 8, 9, 10, 11, 12, 13, and 404</b> Defense Distribution Depot and Marine Corps Logistics Base Barstow, CA	(2) YEAR COMPLETED  2014
	(3) BRIEF DESCRIPTION AND SPECIFIC ROLE <input checked="" type="checkbox"/> Check if project performed with current firm This <b>Design-Build</b> project was for the design and replacement of existing failed dry-pipe fire sprinkler systems in buildings 6, 7, 8, 9, 10, 11, 12, 13, and 404 at the Defense Distribution Depot and Marine Corps Logistics Base, Barstow, CA for NAVFAC SW. The scope of work included: excavation and trenching; <b>demolition and removal</b> of existing dry-pipe fire sprinkler systems; <b>new required piping</b> ; sprinkler heads; <b>alarm valve</b> ; <b>tamper and flow switches</b> ; double-check <b>assembly backflow preventers</b> (existing backflow preventers to remain); all <b>piping connections</b> to existing <b>water supply (existing underground laterals; backflow preventers</b> ; fire department connections; and backflow preventer test connections to remain where reused); and connections to existing fire alarm systems.  <b>Project Value: \$9.1M Role: Quality Control Manager/Safety Program Management &amp; Oversight</b>	
f.	(1) TITLE AND LOCATION <b>Design-Build Repair Utility Meters</b> Beale Air Force Base, CA	(2) YEAR COMPLETED  2013
	(3) BRIEF DESCRIPTION AND SPECIFIC ROLE <input checked="" type="checkbox"/> Check if project performed with current firm This <b>Design-Build</b> project was for the design and installation of utility meters at the Beale Air Force Base, CA for the U.S. Army Corps of Engineers. The scope of work included: repairing existing gas meters, electrical meters, and water meters; and installing new gas meters, electrical meters, and <b>water meters</b> for various buildings at Beale AFB. All meters were to be compatible with and connected to the Base's Direct Digital Control (DDC) Siemens Apogee System, INSIGHT Version 3.11 to allow remote monitoring.  <b>Project Value: \$350K Role: Alternate Superintendent</b>	
g.	(1) TITLE AND LOCATION <b>Replace Water System Phase II</b> Vandenberg AFB, CA	(2) YEAR COMPLETED  2010-2011
	(3) BRIEF DESCRIPTION AND SPECIFIC ROLE <input checked="" type="checkbox"/> Check if project performed with current firm This project was for the replacement of a water system, Phase II, Vandenberg AFB, CA for the U.S. Army Corps of Engineers. The project mandated the provision of all labor, material and equipment necessary to <b>abandon and cap-off approximately 1,200 LF of existing 6"; 15,200 LF of 8"; 1,800 LF of 12"; 4,900 LF of 21" piping system; appurtenances in the main cantonment area</b> at Vandenberg Air Force Base; and replace the old	



	<p>system with new HDPE water pipe system. The scope of work included: <b>demolition; clearing and grubbing; excavation; backfill; compaction;</b> saw-cutting existing <b>asphalt roadways;</b> disposal of debris; <b>trench-line excavation;</b> concrete work; replacement of concrete curbs; gutters, sidewalks and <b>asphalt paving</b> to effect installation of the <b>new piping systems; pressure testing new system; flushing and sterilizing system; bacteriological testing;</b> and re-seeding and landscaping disturbed areas.</p> <p><b>Project Value:</b> \$1.6M                      <b>Role:</b> Superintendent</p>	
h.	(1) TITLE AND LOCATION	(2) YEAR COMPLETED
	<p><b>Design-Build Install Photovoltaic Systems, Various Buildings, Marine Corps Air Ground Combat Center</b> Twenty-Nine Palms, CA</p>	
i.	<p>(3) BRIEF DESCRIPTION AND SPECIFIC ROLE                      <input checked="" type="checkbox"/> Check if project performed with current firm</p> <p>This <b>Design-Build</b> project was for the installation of Photovoltaic Systems in various buildings, Twenty-Nine Palms, CA for the U.S. Marine Corps. The scope of work consisted: of providing design; construction; permitting; commissioning; and training for a 200-KW DC rooftop solar photovoltaic (PV) system in buildings 1801, 1802, 1803, 1804, 1805, and 1210. The facility provides shelter for large military tanks. This system consisted of: photovoltaic module array mounted on support brackets for roofs; electrical terminal and combiner boxes; quick-connect electrical connectors; Direct Current (DC) wiring; DC disconnect; grid-connected inverter and isolation transformer; Alternating Current (AC) disconnect; and a web-based data acquisition and monitoring system (DAS).</p> <p><b>Project Value:</b> \$2.2M                      <b>Role:</b> Quality Control Manager</p>	
	(1) TITLE AND LOCATION	(2) YEAR COMPLETED
<p><b>Install Solar PV Power Systems, Bldgs. 1239 &amp; 1235</b> Yuma, AZ</p>		2009
j.	<p>(3) BRIEF DESCRIPTION AND SPECIFIC ROLE                      <input checked="" type="checkbox"/> Check if project performed with current firm</p> <p>This project provided complete engineering design; provision; installation; commissioning and testing for a grid-tied; and a 32kW Thin Film Technology Solar Photovoltaic (PV) system on the roof of structure Building 1239 and 1235.</p> <p>The project included seismically bracing the existing roof structure to support the entire solar array per local Yuma, AZ requirements in addition to waterproofing the brace and frame. The brace and framing required a minimum life of 25 years and was constructed as to not interfere with the existing function of the structure. In compliance with the BEAP, HHCI matched all brace and framing paint to the existing surfaces.</p> <p><b>Project Value:</b> \$489K                      <b>Role:</b> Quality Control Manager</p>	
	(1) TITLE AND LOCATION	(2) YEAR COMPLETED
<p><b>Replace Asphalt with Concrete at Bike Lake Air Field</b> Ft. Irwin, CA</p>		2009
k.	<p>(3) BRIEF DESCRIPTION AND SPECIFIC ROLE                      <input checked="" type="checkbox"/> Check if project performed with current firm</p> <p>This project was for the replacement of asphalt with concrete at Bike Lake Air Field, Ft. Irwin, CA for the U.S. Army Corps of Engineers. The scope of work included: <b>removing existing base material; pulverizing existing asphalt; compacting existing sub-grade;</b> reinstalling removed base material; installation of concrete with fiber mesh; the replacement of the existing asphalt taxiway area with <b>concrete taxiway;</b> the construction of a barrier wall between the lake and taxiway; installation of joint sealant in the control joints; and installation of <b>striping</b> of the replaced taxiway area.</p> <p><b>Project Value:</b> \$1.9M                      <b>Role:</b> Alt. Quality Control Manager/Site Safety &amp; Health Officer</p>	
	(1) TITLE AND LOCATION	(2) YEAR COMPLETED



	<b>U.S. Army Reserve Tactically Training Base</b> <b>60 Solar Security Lights</b> Fort Hunter Liggett, CA	2008
	(3) BRIEF DESCRIPTION AND SPECIFIC ROLE <input checked="" type="checkbox"/> Check if project performed with current firm This project required provision of all parts, materials, labor, and equipment to assemble and install 60 solar security lights around the perimeter of the base cantonment area and the access points of Fort Hunter Liggett, CA for the U.S. Army Corps of Engineers. The scope of work included: Solar light kits consisting of a Model SOL TPM 250 SIN 203-98 UL listed Self-contained Solar Power Unit with three gel cell sealed batteries, controller, cobrahead fixture, LED lamp, 42 watts, 6500 Kelvin rating, mounting brackets, and 30' Direct Burial Bronze fiberglass pole. Units are specified to match newly installed Security Light System. <b>Project Value: \$538K</b> <b>Role: Project Manager/Site Safety &amp; Health Officer/QC Manager</b>	
	(1) TITLE AND LOCATION <b>Design-Build Recreational Vehicle Storage Lot</b> Marine Corps Air Station Miramar, CA	(2) YEAR COMPLETED 2008
1.	(3) BRIEF DESCRIPTION AND SPECIFIC ROLE <input checked="" type="checkbox"/> Check if project performed with current firm This <b>Design-Build</b> project was for the design and construction of an 807stall vehicle storage lot at Marine Corps Air Station Miramar, CA for NAVFAC SW. The scope of work included: <b>demolition</b> ; material removal; soil stabilization; treatment of lime and ash; <b>clearing and grubbing</b> ; <b>rough grading</b> ; drainage swales; storm basin; concrete placement; the construction of a 3" thick layer compacted decomposed granite over an 18" thick layer of lime and fly ash treated soil; 2" wide white <b>traffic paint markings</b> ; <b>paved asphalt access road</b> with curb and gutter; new energy efficient solar security lighting; 30-foot wide access gates with mechanized operator; key pad access system; 15' wide by 250' long staging/parking area and 130' diameter turn around area; 24' wide manual gate for emergency vehicle use; <b>fire suppression system</b> (including two <b>above ground 30,000 gallon water tanks</b> with 4 1/2 inch Siamese fire department hose connections); automatic fill and level control <b>valve assembly</b> (to monitor per NFPA 22 and 72 requirements) with signals sent over two telephones via DACT to a receiving station; security chain link/barb wire fencing; and an <b>RV dump site with an underground 10,000 gallon wastewater holding tank with integral wash down facilities</b> . This area is used by the following military operation vehicles: fire truck; pump trucks; and recreational vehicles. <b>Project Value: \$3.5M</b> <b>Role: Superintendent/Site Safety &amp; Health Officer</b>	
	(1) TITLE AND LOCATION <b>Remove and Replace Hardstand around Bldg. 573 at the Yermo Annex</b> Marine Corps Logistics Base, Barstow, CA	(2) YEAR COMPLETED 2007
m.	(3) BRIEF DESCRIPTION AND SPECIFIC ROLE <input checked="" type="checkbox"/> Check if project performed with current firm This phased project (phases 1-3) was for the removal and replacement of hardstand around building 573 at Yermo Annex, Marine Corps Logistics Base, Barstow, CA for NAVFAC SW. The scope of work included: <b>removing and replacing</b> designated areas of the <b>hardstand</b> ; cutting and removing existing concrete; prepping and re-installing approximately 122,000 SF of a higher grade, 8 to 12 inches thick <b>concrete pavement</b> ; and repairing the lifting and cracking pavement at the nearby motorcycle parking lot. <b>Project Value: \$3.3M</b> <b>Role: Superintendent</b>	
	(1) TITLE AND LOCATION ( <i>City and State</i> ) <b>Design-Build NEX Complex Roads &amp; Parking Reconfiguration</b> Naval Base Coronado, CA	(2) YEAR COMPLETED 2005
n.		



	<p>(3) BRIEF DESCRIPTION (<i>Brief scope, size, Project Value, etc.</i>) AND SPECIFIC ROLE <input checked="" type="checkbox"/> Check if project performed with current firm</p> <p>This <b>Design-Build</b> project was for the reconfiguration of NEX Complex roads and parking lot, Naval Base Coronado, CA for NAVFAC SW. The scope of work included: the Design-Build of the Naval Exchange and Commissary Complex Parking Lots and street flow patterns; <b>asphalt pavement</b> demolition; placement of 1,700 LF of curb; 1,120 tons base and 650 tons of new asphalt pavement; sidewalks; an 880 LF curb and gutter; landscaping islands (including trees; plants; and irrigation system); relocation of existing light poles; relocation of a drive-through call box; installation of island irrigation system; and new driveway access from the street. The project required coordination of work around <b>heavy traffic</b> and visitors in occupied and operational military base, and provision of crew housing.</p> <p><b>Project Value:</b> \$473K                      <b>Role:</b> Superintendent</p>	
	<p>(1) TITLE AND LOCATION</p> <p><b>Main Access Control Point Modernization</b> Fort. Irwin, CA</p>	<p>(2) YEAR COMPLETED</p> <p>2005</p>
o.	<p>(3) BRIEF DESCRIPTION AND SPECIFIC ROLE <input checked="" type="checkbox"/> Check if project performed with current firm</p> <p>This project for the upgrading of the Main Access Control Point Modernization, Ft. Irwin, CA for the U.S. Army Corps of Engineers. The scope of work included: Fort Irwin's Main Access Control Point facility to meet new Department of Defense anti-terrorism force protection regulations; requiring extensive modernization and site improvements. HHCI successfully executed this project while facing difficult project remote locale; work in extreme temperatures; management of deliveries to remote site; coordinating work in multiple sites concurrently; and coordinating work around <b>heavy traffic</b> and installation's operational ingress and egress areas. Construction operations included: construction of guard stations; installation of blast resistant metals; doors; frames; windows; heating and cooling system installation; restroom facilities; <b>plumbing</b>; addition of architectural stone to building facade; and construction of 50x60 FT canopy system. Government additional requests for work included: location of power to visitor's center; <b>additional asphalt paving</b>; new concrete pad; and power pole relocation.</p> <p><b>Project Value:</b> \$2.7M                      <b>Role:</b> Alternate Superintendent/Operator</p>	



NAME	ROLE IN THIS CONTRACT	YEARS EXPERIENCE	
		a. TOTAL	b. WITH CURRENT FIRM
Thomas James "TJ" Lancaster	Corporate Safety Manager	20+	1
FIRM NAME AND LOCATION			
Hal Hays Construction, Inc., Riverside, CA			
EDUCATION			
<ul style="list-style-type: none"> <li>▪ Health &amp; Safety Management Certificate</li> <li>▪ Electrical Safety Certificate</li> <li>▪ 7505 Accident Investigation Certificate</li> <li>▪ 2264 Permit Confined Space Certificate</li> <li>▪ 5119 CALOSHA General Industry Certificate</li> <li>▪ 521 Industrial Hygiene Certificate</li> <li>▪ 40-Hazwoper First Responder</li> <li>▪ OSHA DOT Security &amp; Transport Certificate</li> <li>▪ 511 General Industry Safety Certificate</li> <li>▪ Silica in the work place Trainer</li> <li>▪ Blood Borne Pathogens Certificate</li> <li>▪ 2017 EM 385-1-1 40-Hour</li> <li>▪ OSHA 501 Trainer</li> <li>▪ OSHA 500 Trainer</li> <li>▪ OSHA 10-Hour Certificate</li> <li>▪ CPR and First Aid Instructor</li> <li>▪ 995 Confined Space Trainer</li> <li>▪ Excavation and Trenching Training</li> <li>▪ Fall Protection Training</li> <li>▪ Scaffolding Training</li> <li>▪ Powder Actuated Tools Training</li> <li>▪ Workplace Harassment Training</li> <li>▪ 510 OS&amp;H for Construction Industry Certificate</li> </ul>			
OTHER PROFESSIONAL QUALIFICATIONS			
<p>Mr. Lancaster has extensive experience in Department of Defense, Government, Public and Private work sector with <b>facility renovation, new construction of buildings</b>, and heavy/civil construction. He maintains specific experience in this project's work areas such as: <b>facility construction and renovation; facility maintenance, upgrades and repairs; electrical, HVAC, fire alarm and fire sprinkler systems, doors &amp; locks, lighting upgrade, demolition, site work, utilities, PEBs</b>, and project site safety.</p> <p><b>Software Skills:</b> MS Windows Professional, MS Office Suite, MS Outlook, Primavera CPM Scheduling, SAGE Masterbuilder</p> <p><b>Job Skills:</b> Safety Management, Safety Regulations, Scheduling, Safety Tasks, Supervision, Training, Quality Control, Crew Production, Scheduling and Coordinating Subcontractors, Heavy Civil Operations, and Project Management</p> <p>For the following projects, Mr. Lancaster executed the role of Corporate Site Safety Health Officer including: coordinating meetings and negotiations; recommendation of design and project changes to provide the client the best value for their project; provision of technical oversight for construction start up and testing; maintaining day to day project scheduling; executing the construction schedule (CPM); supervising work force and subcontractors; implementing safety programs and procedures; preparation of AHAs; site inspections; advising management of any deficiencies; safety training; accident investigation and reporting; safety inspection to ensure compliance; and maintaining Quality Control information on a daily basis. Additional responsibilities include conducting and supervising on-site management staff, assisting in technical submittal reviews, and on-site inspections.</p>			
EMPLOYMENT HISTORY			
2018 - Present	Hal Hays Construction, Inc., Riverside, CA	Corporate Safety Manager	
2016 - 2018	Mark Beamish Waterproofing, Irvine, CA	Health & Safety Manager	
2014 - 2016	Roy Jorgensen Associates, Irvine, CA	Health & Safety Manager	
2009 - 2013	Southern California Edison, CA	EH&S Radiological Waste Tech	



RELEVANT PROJECTS	
<p>(1) TITLE AND LOCATION</p> <p><b>Design-Build Expand Biola University, Lydia Lim Center for Science, Technology and Health</b> La Mirada, CA</p>	<p>( ) YEAR COMPLETED</p> <p style="text-align: center;">2018</p>
<p>a.</p>	<p>(3) BRIEF DESCRIPTION AND SPECIFIC ROLE      <input type="checkbox"/> Check if project performed with current firm</p> <p><u>Project Description:</u></p> <p>This design-build project was for design and construction of renovations and expansions to Biola University 13800 Biola Ave La Mirada, Ca. 90639. The project was to add the Science, Technology and Health Center. This addition increased Biolas building capacity by 91,200 sq. ft. adding 27 laboratories, six classrooms, a human anatomy suite, green house space for the botany program, a dedicated SEM (scanning and electron microscope) lab and TEM (transmission electron microscope) lab, and state-of-the art technology.</p> <p>The scope of work included: resilient flooring; concrete polishing; above and below grade waterproofing.</p> <p>Design Build Effort: In addition, design build work included design for clean air purifying systems for the floor grinding process to minimize any hazardous silica release. Mark Beamish Waterproofing worked around occupied and operational facilities including the phasing and sequencing of work progress to minimize any potential exposure to hazardous substances.</p> <p>Awards and Recognition:</p> <p>This project was completed with no safety accident or incidents (360 days) and received a CalOSHA's Golden Award.</p> <p><u>Job Duties:</u></p> <p>Duties included the management of the health and safety program for the jobsite and in the event of unsafe or life-threatening work practices by any personnel on the referenced project to stop work. Other duties included the removal of any individual from the project who consistently failed to perform their work in compliance with the project regulations, to inspect all equipment as it is delivered to the jobsites and verify compliance with site safe regulations, to update Activity Hazard Analysis as needed, to hold weekly safety meetings, to attend jobsite meetings as needed, and to give new employees orientations training.</p> <p><b>Cost: \$63 million      Role: Health &amp; Safety Manager</b></p>
<p>b.</p>	<p>(1) TITLE AND LOCATION</p> <p><b>Build OCPC/Broadcom Campus</b> Irvine, CA</p> <p>( ) YEAR COMPLETED</p> <p style="text-align: center;">2018</p> <p>(3) BRIEF DESCRIPTION AND SPECIFIC ROLE      <input type="checkbox"/> Check if project performed with current firm</p> <p><u>Project Description:</u></p> <p>This design-build project was for design and construction of Broadcom Great Parks Campus 1 Civic Center Plaza Irvine, Ca. This project consists of two 5-story buildings of offices, 30 R &amp; D labs, training facilities, loading docks, kitchen and cafeteria and a fitness center for employees. Also included in the project are two 4-story buildings totaling 380,000 sf of core and shell space and 73 acres.</p> <p>The scope of work included:</p> <p>Site grading; site utilities; concrete work; landscaping; SWPPP and BMP implementation; structural steel; stucco; single ply membrane and standing seam roofing; AT/FP compliant energy efficient windows/doors; mechanical systems; electrical distribution systems; plumbing systems; fire suppression, alarm, and life safety systems; operable partition wall;</p>

	<p>drywall and insulation; acoustical and drywall ceilings; cabinetry; resilient flooring; ceramic tile; concrete polishing; above and below grade waterproofing; painting; restroom accessories; podium deck hot rubber waterproofing.</p> <p><u>Job Duties:</u></p> <p>Duties included the management of the health and safety program for the jobsite and in the event of unsafe or life-threatening work practices by any personnel on the referenced project to stop work. Other duties included the removal of any individual from the project who consistently failed to perform their work in compliance with the project regulations, to inspect all equipment as it is delivered to the jobsites and verify compliance with site safe regulations, to update Activity Hazard Analysis as needed, to hold weekly safety meetings, to attend jobsite meetings as needed, and to give new employees orientations &amp; training.</p> <p><b>Cost: \$778M    Role: Health &amp; Safety Manager</b></p>	
	<p>(1) TITLE AND LOCATION</p> <p><b>Toyota North American Headquarters</b> Plano, TX</p>	<p>( ) YEAR COMPLETED</p> <p>2017</p>
c.	<p>(3) BRIEF DESCRIPTION AND SPECIFIC ROLE    <input type="checkbox"/> Check if project performed with current firm</p> <p><u>Project Description:</u></p> <p>This design-build project was for design and construction of Toyota North American Headquarters. The project was sits on 100 acres.; 7,000+ parking spaces; 7 BUILDINGS.</p> <p>The scope of work included:</p> <p>Site grading; site utilities; concrete work; landscaping; SWPPP and BMP implementation; structural steel; stucco; AT/FP compliant energy efficient windows/doors; mechanical systems; electrical distribution systems; plumbing systems; fire suppression, alarm, and life safety systems; operable partition wall; drywall and insulation; acoustical and drywall ceilings; cabinetry; resilient flooring; ceramic tile; concrete polishing; above and below grade waterproofing; painting; restroom accessories; podium deck hot rubber waterproofing, Largest onsite solar installation; state-of-the art rainwater capturing system; exterior landscaping drought resistant; 8.79-megawatts array of more than 20,00 solar panels; a rainwater harvesting system that holds up 400,00 gallons.</p> <p>Awards and Recognition:</p> <p>Toyota was awarded the LEED Platinum award for sustainable ENERGY.</p> <p><u>Job Duties:</u></p> <p>Duties included the management of the health and safety program for the jobsite and in the event of unsafe or life-threatening work practices by any personnel on the referenced project to stop work. Other duties included the removal of any individual from the project who consistently failed to perform their work in compliance with the project regulations, to inspect all equipment as it is delivered to the jobsites and verify it is in compliance with site safe regulations, to update Activity Hazard Analysis as needed, to hold weekly safety meetings, to attend jobsite meetings as needed, and to give new employees orientations &amp; training.</p> <p><b>Cost: \$23.4 Billion    Role: Health &amp; Safety Manager</b></p>	
d.		<p>( ) YEAR COMPLETED</p>



<p>(1) TITLE AND LOCATION</p> <p><b>Southern California Edison Nuclear Security</b> San Onofre, CA</p>	<p>2009-2013</p>
<p>(3) BRIEF DESCRIPTION AND SPECIFIC ROLE      <input type="checkbox"/> Check if project performed with current firm</p> <ul style="list-style-type: none"> <li>• Certified 40-hour Hazwoper and first responder</li> <li>• Certified DOT Hazardous Material Transport and security</li> <li>• Maintained OSHA 300 and 300A Log.</li> <li>• Performed All Hazardous Material and Safety training for the EH&amp;S Team</li> <li>• Provided coordination of all hazardous &amp; radiological waste and material packaging and shipments.</li> <li>• Managed contract labor contract for all safety, hazardous &amp; radiological waste and material activities.</li> <li>• Knowledge of Safety regulations and permits to ensure program compliance.</li> <li>• Coordinates inspections with outside agencies.</li> <li>• Provided technical recommendations related to general technical knowledge, which relate to specific projects and tasks.</li> <li>• Created and maintains records, logs, documents, files, or databases for use in monitoring, tracking of Hazardous &amp; radiological Waste shipping manifest.</li> <li>• Knowledge in generating hazardous &amp; radiological waste manifests</li> <li>• Experience with the DOT Safety, California Environmental Reporting System (CERS) and Federal/State (BRSW4) annual/biennial report software.</li> <li>• Experience performing hazardous &amp; radiological waste staging areas.</li> <li>• Knowledge of General Industry and Construction Safety.</li> <li>• Knowledge Safety Regulations and bio hazardous &amp; radiological program and regulations</li> <li>• Knowledge of industry policies, procedures, codes, objectives, strategies, goals, demonstrated experience interfacing and collaborating with internal and external stakeholders (e.g., clients, corporate officers, bargaining unit personnel, management, vendors) to meet business needs.</li> <li>• Performed Construction Safety, Environmental/Hazmat Inspections and Testing.</li> <li>• Performing Safety walk downs of all tactical drill and/or training in accordance with Nuclear Regulatory Commission requirements.</li> <li>• Performed continuous Safety and Quality Assurance checks affecting surveillance of Protected Area barrier intrusion detection segments and periodic checks and surveillances of the Protected Area gates and Vital Area portals and gates on foot patrol.</li> <li>• Performed Safety training for all positive access control functions at Owner Controlled Access entry points to prevent introduction of prohibited items and to ensure the protection of special nuclear material and to guard against radiological sabotage.</li> <li>• Processing and issuing notifications for drug/alcohol testing as required.</li> <li>• Performed (ERO) Emergency Response Duties and nuclear Emergency Response Personnel duties at emergency response facilities and plant evacuation gates.</li> <li>• Maintaining a safety conscious work environment by following safety protocols and safe work practices.</li> <li>• Performed Safety and Hazmat First Responder Duties for Security safety Team #5</li> </ul> <p><b>Role: Nuclear Security &amp; Hazardous Material Safety Officer 1</b></p>	



Hal Hays Construction Inc.									
NAME	ROLE IN THIS CONTRACT	YEARS EXPERIENCE							
		a. TOTAL	b. WITH CURRENT FIRM						
<b>Jason Flowers</b>	<b>Corporate Quality Control Manager</b>	<b>14</b>	<b>4</b>						
<b>FIRM NAME AND LOCATION</b> Hal Hays Construction Inc., Riverside, CA									
<b>EDUCATION</b> <ul style="list-style-type: none"> <li>▪ 2007 Bachelor of Science, Physiology</li> <li>▪ University of California, Santa Barbara</li> <li>▪ Water Distribution Operator Level 1</li> <li>▪ Water Treatment Operator Level 1</li> <li>▪ 2015 NAVFAC Construction Quality Management for Contractors</li> <li>▪ OSHA 10 Certificate (in training)</li> </ul>									
<b>OTHER PROFESSIONAL QUALIFICATIONS</b> Mr. Flowers has extensive Edison, Department of Defense, PUC, public and private sector experience related to Design-Build, substations, building construction, underground utilities, and heavy civil construction. He maintains specific experience in this project's work areas such as: energized sites, trenching, earthwork, major utilities, facility construction, renovations and work on active and operational sites.  <b>Software Skills:</b> MS Windows Professional, MS Office Suite, MS Outlook, Primavera CPM Scheduling, and Sage MasterBuilder  <b>Job Skills:</b> Project Management, Quality Control, Scheduling, Project Coordination and Safety Tasks  For the following projects, Mr. Flowers has executed the role of <b>Quality Control Manager</b> , including: coordinating meetings and negotiations; recommendation of design and project changes to provide the client the best value for their project; provision of technical oversight for construction start up, and maintaining Quality Control information on a daily basis, including the Contractor Quality Control (CQC) Plan elements, such as: quality control organization, definable features of work, submittal register, QC requirements, equipment list, Daily CQC Report, QC punch list items, QC testing, transferred and installed property, and user training requirements. Additional responsibilities include conducting and supervising on-site management staff, assisting in technical submittal reviews, and on-site inspections.									
<b>EMPLOYMENT HISTORY</b> <table border="0" style="width: 100%;"> <tr> <td style="width: 15%;">2015 - Present</td> <td style="width: 55%;">Hal Hays Construction, Inc., Riverside, CA</td> <td style="width: 30%;">Project Manager</td> </tr> <tr> <td>2005 - 2015</td> <td>San Bernardino County Department of Environmental Health</td> <td>Superintendent/Environmental Health Inspector</td> </tr> </table>				2015 - Present	Hal Hays Construction, Inc., Riverside, CA	Project Manager	2005 - 2015	San Bernardino County Department of Environmental Health	Superintendent/Environmental Health Inspector
2015 - Present	Hal Hays Construction, Inc., Riverside, CA	Project Manager							
2005 - 2015	San Bernardino County Department of Environmental Health	Superintendent/Environmental Health Inspector							

RELEVANT PROJECTS					
a.	<table border="1" style="width: 100%; border-collapse: collapse;"> <tr> <th style="width: 60%; text-align: left;">(1) TITLE AND LOCATION</th> <th style="width: 40%; text-align: center;">() YEAR COMPLETED</th> </tr> <tr> <td style="padding: 5px;"> <b>SGVW Plant W1 Replace Chlorination Building</b> Whittier, CA         </td> <td style="text-align: center; vertical-align: middle;">2018</td> </tr> </table>	(1) TITLE AND LOCATION	() YEAR COMPLETED	<b>SGVW Plant W1 Replace Chlorination Building</b> Whittier, CA	2018
	(1) TITLE AND LOCATION	() YEAR COMPLETED			
<b>SGVW Plant W1 Replace Chlorination Building</b> Whittier, CA	2018				
<p>(3) BRIEF DESCRIPTION AND SPECIFIC ROLE      <input checked="" type="checkbox"/> Check if project performed with current firm</p> <p><b>Project Description:</b> This project involved the removal of the existing steel chlorination building, existing <b>electrical conduits and light fixtures; design and construction of new steel replacement building; installation of new light fixtures, fresh air supply fan, a roll-up access door, and a 90 minute fire door; reconnecting the existing chlorine equipment, electrical system, and plumbing and related work at the Plant W1 Chlorination Building, located in Whittier, CA.</b></p> <p><b>Cost:</b> \$130K                                      <b>Role:</b> Project Manager</p>					
b.	<table border="1" style="width: 100%; border-collapse: collapse;"> <tr> <th style="width: 60%; text-align: left;">(1) TITLE AND LOCATION</th> <th style="width: 40%; text-align: center;">() YEAR COMPLETED</th> </tr> <tr> <td style="padding: 5px;"> <b>Fontana Water Co. Afterbay Improvements at Plant F11</b> Rialto, CA         </td> <td style="text-align: center; vertical-align: middle;">2017</td> </tr> </table>	(1) TITLE AND LOCATION	() YEAR COMPLETED	<b>Fontana Water Co. Afterbay Improvements at Plant F11</b> Rialto, CA	2017
	(1) TITLE AND LOCATION	() YEAR COMPLETED			
<b>Fontana Water Co. Afterbay Improvements at Plant F11</b> Rialto, CA	2017				
<p>(3) BRIEF DESCRIPTION AND SPECIFIC ROLE      <input checked="" type="checkbox"/> Check if project performed with current firm</p> <p><b>Project Description:</b> This project involved removing <b>30-inch piping</b>, removing interior <b>concrete walls</b>, removing wooden slats, removing and reinstalling of <b>steel guide plates</b>, saw cutting grooves, repairing and recoating submerged concrete surface, blasting and recoating steel surfaces, caulking around items to be protected, installing blind flanges, a trash rack, sluice gates, cutting pipe and installing a valve work at the afterbay, located in Rialto, CA.</p> <p><b>Cost:</b> \$301K                                      <b>Role:</b> Project Manager</p>					
c.	<table border="1" style="width: 100%; border-collapse: collapse;"> <tr> <th style="width: 60%; text-align: left;">(1) TITLE AND LOCATION</th> <th style="width: 40%; text-align: center;">() YEAR COMPLETED</th> </tr> <tr> <td style="padding: 5px;"> <b>SGVW Construction of Site Improvements at Plant No. 11 Ph2</b> El Monte, CA         </td> <td style="text-align: center; vertical-align: middle;">2017</td> </tr> </table>	(1) TITLE AND LOCATION	() YEAR COMPLETED	<b>SGVW Construction of Site Improvements at Plant No. 11 Ph2</b> El Monte, CA	2017
	(1) TITLE AND LOCATION	() YEAR COMPLETED			
<b>SGVW Construction of Site Improvements at Plant No. 11 Ph2</b> El Monte, CA	2017				
<p>(3) BRIEF DESCRIPTION AND SPECIFIC ROLE      <input checked="" type="checkbox"/> Check if project performed with current firm</p> <p><b>Project Description:</b> Construction of a <b>concrete sidewalk, a street light, a 6-inch mow curb; installation of 1-inch crushed rock, perimeter landscaping, irrigation system, concrete swales, grading, installation of Class II base, relocation of PVC pipe, construction of storage bays for dirt stockpiles and construction of split face block wall</b> at the Plant No. 11 located at 12638 Pineview Street in the City of El Monte, California</p> <p><b>Cost:</b> \$628K                                      <b>Role:</b> Project Manager</p>					
e.	() YEAR COMPLETED				



	(1) TITLE AND LOCATION <b>SGVW Reservoir Demolition at Plant F37</b> Fontana, CA	2017
	(3) BRIEF DESCRIPTION AND SPECIFIC ROLE [x] Check if project performed with current firm <b>Project Description:</b> Complete demolition, removal, and legal disposal of existing partially buried reinforced concrete reservoir (105-foot diameter, 11.5-foot high and 8-foot buried), including reservoir roof and roofing structure, steel columns, concrete reservoir walls and foundation, and associated facilities such as reservoir piping, and appurtenances including but not limited to inlet structure, sump drain basin, valves and/or gates; abandonment of existing yard piping; complete demolition, removal and legal disposal of existing asphalt concrete drainage ditch around reservoir; over excavation to facilitate reservoir demolition; backfilling and re-compaction of the original reservoir area; grading the original reservoir and adjacent area to restore drainage pattern  <b>Cost:</b> \$125K <b>Role:</b> Project Manager	
	(1) TITLE AND LOCATION <b>Riverside County EDA Repave French Valley Airport</b> Murrieta, CA	( ) YEAR COMPLETED 2017
f.	(3) BRIEF DESCRIPTION AND SPECIFIC ROLE [x] Check if project performed with current firm <b>Project Description:</b> The project included demolition and removal of existing tie-down anchors, demolition of the existing pavement by saw cutting and pulverization. Excavation of the subgrade involving, earthwork, spoiling, compaction, and grading, placement of aggregate base and fine grading. Installation of prefabricated trench drain and associated outlet piping. Installation of concrete valley gutter paving and coring construction of new tie-down anchors and pavement marking.  <b>Cost:</b> \$1.5M <b>Role:</b> Project Manager	
	(1) TITLE AND LOCATION <b>SGVW Construction of Fence/Wall/Grading Plant No. 11 Ph1</b> El Monte, CA	( ) YEAR COMPLETED 2017
g.	(3) BRIEF DESCRIPTION AND SPECIFIC ROLE [x] Check if project performed with current firm <b>Project Description:</b> The project involving the placement of erosion control devices, implementation and maintenance of the storm water pollution prevention plan; removing and salvaging the existing chain link and wrought iron fencing; demolition of the existing wood fencing; construction of split face concrete block walls; construction of a 7-foot high wrought iron fence; painting the existing walls; installation of aggregate base, rip rap, 6-inch PVC schedule 40 drain pipe and a catch basin. The project included earthwork with the necessary clearing, grubbing, and preparation of the site; removal and disposal of all debris; excavation; handling, storage, transportation, and disposal of all excavated material; all necessary sheeting, shoring, and protection work; preparation of subgrades; pumping and dewatering as necessary; protection of adjacent property; backfilling; construction of fills and embankments; surfacing and grading; and other appurtenant work.  <b>Cost:</b> \$860K <b>Role:</b> Project Manager	



h.	(1) TITLE AND LOCATION <b>Riverside County Chiriaco Summit Airport Runway</b> Indio, CA	( ) YEAR COMPLETED  2016
	(3) BRIEF DESCRIPTION AND SPECIFIC ROLE [x] Check if project performed with current firm <b>Project Description:</b> Paving & grading of Runway 6-24, including surface preparation, pavement marking removal, crack repairs & new pavement marking application.  <b>Cost:</b> \$405K <b>Role:</b> Project Manager	
i.	(1) TITLE AND LOCATION <b>Eastern Municipal Water District Public Access Areas Renovation</b> Perris, CA	( ) YEAR COMPLETED  2012-2016
	(3) BRIEF DESCRIPTION AND SPECIFIC ROLE [x] Check if project performed with current firm <b>Project Description:</b>  This project was comprised of construction in four specific public access areas of the District's Administration Center and Operations and Maintenance Center building complex and appurtenant site work. The building renovation work included, but was not limited to, new restrooms, <b>plumbing fixtures</b> , interior finishes, exterior finishes, casework, HVAC modifications, electrical conduit, wiring, lighting, concrete site work, aluminum storefront and glazing, bullet-proof glazing and walls, <b>wet utilities</b> , and associated appurtenances. Also, the project included construction phasing, which required the completion of one public access area and client hand off prior to the beginning of subsequent work areas. Additionally, each phase was completed under contractual work durations and client directed sequencing dictated by Milestone Completion Dates.  <b>Awards and Recognition:</b> This project was completed with no safety accidents or near misses.  <b>Cost:</b> \$1.9M <b>Role:</b> Project Manager	
j.	(1) TITLE AND LOCATION <b>Design-Build: Repair Potable Water Valves</b> Marine Corp Recruit Depot, San Diego, CA	( ) YEAR COMPLETED  2016
	(3) BRIEF DESCRIPTION AND SPECIFIC ROLE [x] Check if project performed with current firm <b>Project Description:</b>  This project was to remove and replace deteriorated and non-functioning Potable Water Distribution Valves throughout the Marine Corps Recruit Depot (MCRD) in San Diego. Existing valves and pipes were demolished and replaced with like kind valves and pipes at various locations as indicated in the contract documents. A total of 270 valves were replaced, varying in size from 4" to 10". Additionally, five (5) feet of length pipe on each side of each valve were required to be replaced, totaling 2,700 LF. The project also includes the installation of all necessary coupling, valve boxes, thrust blocks, and replacing concrete, asphalt, and landscape to restore each site to the original condition. Approximately 40% of the valves were on asphalt pavement, 40% on concrete flat work, and 20% were on landscaped areas.  <b>Cost:</b> \$2.62M <b>Role:</b> Project Engineer	

	(1) TITLE AND LOCATION	( ) YEAR COMPLETED
	<b>Design-Build Potable Water Storage Tank 25191</b> Marine Corps Base, Camp Pendleton, CA	2016
k.	(3) BRIEF DESCRIPTION AND SPECIFIC ROLE <input checked="" type="checkbox"/> Check if project performed with current firm	
	<p><b>Project Description:</b> This project wa to remove and replace deteriorated clear water reservoir a the Marine Corps Base at Camp Pendleton, San Diego, CA. Existing tank and water distribution lines were demolished and replaced. During this period of demolition and re-construction of the permanent facilities, a temporary water storage and distribution system was built in place and operated to serve the functions of the previous system.</p> <p><b>Cost:</b> \$1.05M    <b>Role:</b> Project Engineer</p>	
	(1) TITLE AND LOCATION	( ) YEAR COMPLETED
	<b>Design-Build Repair Re-Circulation Lines B-619</b> Marine Corps Recruit Depot, San Diego, CA	2015-2016
i.	(3) BRIEF DESCRIPTION AND SPECIFIC ROLE <input checked="" type="checkbox"/> Check if project performed with current firm	
	<p><b>Project Description:</b> This Design-build project includes replacement of Domestic Hot Water branch laterals from Main to Recirculation Loop. The project will demolish all existing DHW copper plumbing lines, fittings and valves within the DHW supply system. The project will install new domestic hot water Type K copper plumbing lines, valves and fittings along with new isolation valves. The project will dispose of all demolished material in a legal manner consistent with state and local laws. Areas affected by repair/construction will be in compliance with applicable ATFP, Fire Suppression, Seismic, Accessibility, ASHRAE, and LEEDs codes and standards (as required) upon completion of the project. Paint, tag and label with flow direction the equipment and pipes. Insulate hot water pipes according to ASHRAE requirements.</p> <p><b>Cost:</b> \$1.19M    <b>Role:</b> Project Manager</p>	
	(1) TITLE AND LOCATION	( ) YEAR COMPLETED
	<b>Design-Build Repair Vault Drain and Overflow at Reservoir 20813</b> Marine Corps Base, Camp Pendleton, CA	2016
m.	(3) BRIEF DESCRIPTION AND SPECIFIC ROLE <input checked="" type="checkbox"/> Check if project performed with current firm	
	<p><b>Project Description:</b> This Design-Build project consists of removing and replacing fill/feed pipe, installing new 20813 valve vaults, and installing new drain lines. The work shall include removing and abandoning fill/feed pipe and re-routing all new HDPE pipe with high point vents and isolation valves, removing and replacing valve vault with reinforced concrete slabs and self-draining appurtenances, providing overflow and drain lines with flexible duckbill check valve at end, disconnecting emergency feed pipe and reconnecting to new HDPE feed pipe, and flushing, disinfecting, and performing bacterial tests required for new piping and appurtenances.</p> <p><b>Cost:</b> \$1.6M    <b>Role:</b> Project Engineer</p>	





(1) TITLE AND LOCATION <b>Environmental Health Inspection</b> San Bernardino County, CA	( ) YEAR COMPLETED  2005-2015
(3) BRIEF DESCRIPTION AND SPECIFIC ROLE <input type="checkbox"/> Check if project performed with current firm  <b>Job Duties:</b> The main job duties included protecting the environment, public health, and safety of residents through permit, inspection, consultation, planning, investigation and enforcement activities in a wide variety of program areas including water quality, recreational health, land use, site assessment and mitigation, solid waste, hazardous materials, food, and housing. The primary job duties were focused on site inspections confirming compliance with federal, state, and local environmental health codes, laws, and regulations. Facilities inspected included clear water wells, water distribution systems, hazardous waste generators and storage facilities, wastewater treatment plants, landfills, hospitals and medical clinics, public swimming facilities, rental properties, camps, on-site sewage disposal systems, and solid waste recycling centers.  Additionally, new construction plans, and specifications were reviewed to ensure compliance to federal, state, and local environmental health codes, laws, and regulations.  <b>The scope of work included:</b> Quality assurance, facility inspection, code, law and regulation enforcement, and building/ plan review and approval.  Role: <b>On site superintendent/ Environmental Health Inspector</b>	



NAME	ROLE IN THIS CONTRACT	YEARS EXPERIENCE	
		a. TOTAL	b. WITH CURRENT FIRM
<b>Matt Goddard</b>	Corporate Scheduler	23	8
FIRM NAME AND LOCATION ( <i>City and State</i> ) Hal Hays Construction, Inc., Riverside, CA			
EDUCATION ( <i>Degree, Specialization, Training &amp; Certification</i> ) <ul style="list-style-type: none"> <li>▪ 1996 Bachelor's Degree in Construction Engineering Management, Oregon State University, Corvallis, OR</li> <li>▪ 1996, Minor in Business, Oregon State University, Corvallis, OR</li> <li>▪ 1994, Associate's Degree in Mechanical Engineering, Lane Community College, Eugene, OR</li> <li>▪ Project Management Professional Certification</li> <li>▪ Primavera 5e Certified</li> <li>▪ Primavera 6 Certified</li> <li>▪ Workplace Harassment Training</li> <li>▪ Top Secret Security Clearance (inactive)</li> </ul>			
OTHER PROFESSIONAL QUALIFICATIONS ( <i>Relevant</i> ) <p>Mr. Goddard has extensive Department of Defense, PUC, and government experience related to Design-Build, building construction, and heavy civil construction. With twenty years of scheduling experience, Mr. Goddard has developed, updated, and reported schedules for over 375 projects, including: site work; facility renovation and new construction of VA hospitals, Service Centers, offices, warehouses, hangars, dormitories and BEQ's; substations; and fire stations. He maintains specific experience in work areas, such as: Design-Build; Facilities; BMP implementation; demolition; heavy civil/earthwork; excavation and trenching; utility systems; asphalt paving; concrete paving; landscaping; striping and signage; traffic control measures; multi-site operations; and work on secured sites near critical assets.</p> <p><b>Software Skills:</b> MS Windows Professional; MS Office Suite; Primavera P3, P5e, and P6; and MS Project 97, 2000, and 2002</p> <p><b>Job Skills:</b> Master Scheduling; Project Management; and Reporting</p> <p>For the following projects, Mr. Goddard executed the role of Corporate Scheduler involving creating, revising, and submitting schedules within Primavera P6, including: baseline of original project schedule; coordination with on-site and off-site management staff for schedule updates; fragments of schedules for contract modification tracking; three-week look ahead; weekly schedule updates; and cost loading. Additional responsibilities include development of corporate scheduling policy and procedures, maintaining master schedule of all ongoing projects within the organization, and coordination with Estimating and Design Management Departments to develop proposal schedules.</p>			
PREVIOUS EMPLOYERS			
2011 - Present	Hal Hays Construction, Inc., Riverside, CA	Corporate Scheduler	
2007 - 2011	Tepa Construction, Colorado Springs, CO	Corporate Schedule Manager	
1999 - 2007	DPR, Redwood City, CA	Scheduler	
1997 - 1999	ADP/Marshall, Inc., Greenville, NC	Asst. Project Mgr./Scheduler	
1996 - 1997	Marshall Company, East Providence, RI	Field Engineer/Scheduler	
1996 - 1996	HCMS, Portland, OR	Scheduler	

**List of Current/Ongoing Projects**

Project Name & Type of Work	Owner Name	Estimated Contract Completion Value (incl. change orders to date)	Percent Currently Complete	Estimated Completion Date
DB Operations Access Red Beach, General/Civil Construction	US Navy	\$15,999,405.04	26%	10-9-2018
DB Improve Intersections Civil Construction	US Navy	\$865,170.44	83%	03-09-2018 * on hold
DB San Jacinto Road Extension Civil Construction	US Navy	\$4,360,763	85%	02-24-2018 *on hold
Army Reserve Center Fresno General Construction	US Army	\$26,271,299.55	85%	10-9-2018
Beale Temporary Lodging Fac General Construction	US Army	\$16,610,995.28	60%	8-8-2018
Susanville CCC/HDSP Prison General Construction	Dept. of Correction & Rehab	\$27,300,350.00	75%	8-31-2018
Fresno WWTP Odor Control Wet Utility Construction	City of Fresno	\$8,430,354.25	90%	6-14-2018
Eureka Juvenile Hall General Construction	County of Humboldt	\$15,461,296.00	42%	8-29-2018
San Joaquin Fish Hatchery General/Wet Util. Const.	DGS CA	\$16,853,874.33	55%	11-18-2018
DVI Solid Cell Conversion General Construction	Dept. of Correctio & Rehab	\$8,323,138.00	45%	12-23-2018
Riverside Regional Water Plant Levee, Civil/Wet Util Const.	City of Riverside	\$3,194,063.00	60%	09-31-2018
Renovate Palm Springs Police Dept. General Construction	City of Palm Springs	\$4,228,679.09	65%	8-2-2018
DB Holabird Plant Backwash Wet Util. Construction	Golden State Water Co.	\$777,624.00	0%	08-27-2018 *in Design
Bakersfield Base Facility General Construction	SoCalGas	\$19,875,867.00	22%	3-7-2019
Northern Dist. Meter replacements, Wet Util. Constr	California America Water	\$441,911.00	44%	8-5-2018
Stockton Booster STA Sitewor Wet Util/Civil Construction	California Water Service Co.	\$1,751,784.15	0%	1-6-2019
Santa Rosa Fire Recovery Hydrants Replacement	California Water Service Co.	\$137,000.00	90%	8-31-2018
Demo Steel Water Tank Wet Util, Construction	California Water Service Co.	\$112,779.00	0%	10-1-2018
Intake 2 Spillway Modification Wet Util, Construction	SCE	\$354,410.00	0%	11-21-2018

**LIST OF COMPLETED PROJECTS EXPERIENCE**

Project Name & Type of Work	Owner Name	Contract Completion Value	Final Completion Date
RCTC Rail Station Improvements/ Civil Construction	Riverside County Transportation	\$1,123,148.00	02/22/2018
SCE San Dieguito Wetlands/ Civil Construction	SCE	\$1,293,949.00	07/28/2017
El Campo Rd Water Main/ Wet Util. Civil Construction	Golden State Water Co.	\$850,288.60	12/30/2017
Elsinore Wash Rack and Site Improvements/ Civil Construction	Caltrans	\$1,802,701.00	11/17/2017
Ontario Police Headquarters Renovation/General Construction	City of Ontario	\$2,386,111.20	10/19/2017
Plant 11 Phase 2 Improvements/ Wet Util, Civil Construction	San Gabriel Valley Water Co.	\$619,600.60	01/10/2017
DB Repair Water Tank/Wet Utility Construction	US Navy	\$1,055,000.00	07/27/2015
DB Improve Intersections/ Civil Construction	US Navy	\$851,528.88	12/09/2016
DB Overhead Utilities Relocate/General Construction	US Army-Louisville	\$4,342,235.14	12/31/2016
DB Repair Area 52 Roads/Civil Construction	US Navy	\$1,564,025.83	12/20/2016
DB Replace Fire Main/ General Construction	US Navy	\$1,271,060.00	06/30/2015
DB Repair Recirculation Lines/General Construction	US Navy	\$1,190,495.00	12/03/2016
DB Repave Various Lots/Civil Construction	US Navy	\$1,838,948.00	12/15/2016
Repairs to Asphalt Parking/Civil Construction	US Navy	\$815,518.00	12/26/2015



**RELEVANT PROJECTS**

RELEVANT PROJECTS					
a.	<table border="1" style="width: 100%; border-collapse: collapse;"> <tr> <th style="width: 70%;">(1) TITLE AND LOCATION <i>(City and State)</i></th> <th style="width: 30%;">(2) YEAR COMPLETED</th> </tr> <tr> <td> <b>Design Build Railroad Operations Access Points, Red Beach</b>                      MCB Camp Pendleton, CA                 </td> <td align="center">Present</td> </tr> </table>	(1) TITLE AND LOCATION <i>(City and State)</i>	(2) YEAR COMPLETED	<b>Design Build Railroad Operations Access Points, Red Beach</b> MCB Camp Pendleton, CA	Present
	(1) TITLE AND LOCATION <i>(City and State)</i>	(2) YEAR COMPLETED			
<b>Design Build Railroad Operations Access Points, Red Beach</b> MCB Camp Pendleton, CA	Present				
<p>(3) BRIEF DESCRIPTION <i>(Brief scope, size, cost, etc.)</i> AND SPECIFIC ROLE      <input type="checkbox"/> Check if project performed with current firm</p> <p>This <b>Design Build</b> project is to design and reconstruct of railroad bridge and roadways at MCB Camp Pendleton, CA for NAVFAC SW.</p> <p>The scope of work included: SWPPP and BMP implementation; <b>demolition</b>; heavy civil and grading; clear and grub; earthwork; roadway paving; drainage infrastructure; railroad improvements; bridge structure; soldier pile wall.</p> <p><b>Cost:</b> \$15.9M      <b>Role:</b> Scheduler</p>					
b.	<table border="1" style="width: 100%; border-collapse: collapse;"> <tr> <th style="width: 70%;">(1) TITLE AND LOCATION <i>(City and State)</i></th> <th style="width: 30%;">(2) YEAR COMPLETED</th> </tr> <tr> <td> <b>Design Build P-111 Armory</b>                      MCB Camp Pendleton, CA                 </td> <td align="center">2017</td> </tr> </table>	(1) TITLE AND LOCATION <i>(City and State)</i>	(2) YEAR COMPLETED	<b>Design Build P-111 Armory</b> MCB Camp Pendleton, CA	2017
	(1) TITLE AND LOCATION <i>(City and State)</i>	(2) YEAR COMPLETED			
<b>Design Build P-111 Armory</b> MCB Camp Pendleton, CA	2017				
<p>(3) BRIEF DESCRIPTION <i>(Brief scope, size, cost, etc.)</i> AND SPECIFIC ROLE      <input type="checkbox"/> Check if project performed with current firm</p> <p>This <b>Design Build</b> project is for the design and construction of the ground up armory building located at MCB Camp Pendleton, CA for NAVFAC SW.</p> <p>The scope of work included: SWPPP and BMP implementation; <b>demolition</b>; heavy civil and grading; clear and grub; underground storm drain system; structural concrete; masonry; casework; solid surface countertops; insulation; doors/ Frames &amp; hardware; vault doors; windows; metal stud framing/ gypsum board; wire mesh partitions; roofing; tile; acoustical ceiling; flooring; paint &amp; wall covering; high performance coatings; signage; toilet accessories; metal lockers; entrance mats; fire extinguishers; fire suppression; plumbing; HVAC; electrical; communications; electronic safety &amp; security; earthwork; bituminous paving; aggregate base course; pavement markings; high security fencing; planting; water distribution; natural gas &amp; liquid petroleum piping; sanitary sewers; lift stations; force mains, sewer &amp; storm drains.</p> <p><b>Cost:</b> \$4.5M      <b>Role:</b> Scheduler</p>					
c.	<table border="1" style="width: 100%; border-collapse: collapse;"> <tr> <th style="width: 70%;">(1) TITLE AND LOCATION <i>(City and State)</i></th> <th style="width: 30%;">(2) YEAR COMPLETED</th> </tr> <tr> <td> <b>Design Build Repair Cristianitos Road</b>                      MCB Camp Pendleton, CA                 </td> <td align="center">2015</td> </tr> </table>	(1) TITLE AND LOCATION <i>(City and State)</i>	(2) YEAR COMPLETED	<b>Design Build Repair Cristianitos Road</b> MCB Camp Pendleton, CA	2015
	(1) TITLE AND LOCATION <i>(City and State)</i>	(2) YEAR COMPLETED			
<b>Design Build Repair Cristianitos Road</b> MCB Camp Pendleton, CA	2015				
<p>(3) BRIEF DESCRIPTION <i>(Brief scope, size, cost, etc.)</i> AND SPECIFIC ROLE      <input type="checkbox"/> Check if project performed with current firm</p> <p>This <b>Design Build</b> project is to design and reconstruct roadways and provide erosion control/storm drain improvements along Cristianitos Road in at MCB Camp Pendleton, CA for NAVFAC SW.</p> <p>The scope of work included: SWPPP and BMP implementation; <b>demolition</b>; heavy civil and grading; clear and grub; underground storm drain system (headwalls, rip-rap, culverts, and piping); sub-base preparation; aggregate base; asphalt pavement; retaining walls; guard rails; signage and striping; and traffic control measures.</p> <p><b>Cost:</b> \$788K      <b>Role:</b> Scheduler</p>					
d.	<table border="1" style="width: 100%; border-collapse: collapse;"> <tr> <th style="width: 70%;">(1) TITLE AND LOCATION <i>(City and State)</i></th> <th style="width: 30%;">(2) YEAR COMPLETED</th> </tr> <tr> <td> <b>Design Build Asphalt Repair Runway 14/32</b>                      Naval Air Weapons Station, Chino Lake, CA                 </td> <td align="center">2014</td> </tr> </table>	(1) TITLE AND LOCATION <i>(City and State)</i>	(2) YEAR COMPLETED	<b>Design Build Asphalt Repair Runway 14/32</b> Naval Air Weapons Station, Chino Lake, CA	2014
	(1) TITLE AND LOCATION <i>(City and State)</i>	(2) YEAR COMPLETED			
<b>Design Build Asphalt Repair Runway 14/32</b> Naval Air Weapons Station, Chino Lake, CA	2014				
<p>(3) BRIEF DESCRIPTION <i>(Brief scope, size, cost, etc.)</i> AND SPECIFIC ROLE      <input type="checkbox"/> Check if project performed with current firm</p>					

	<p>(3) BRIEF DESCRIPTION (<i>Brief scope, size, cost, etc.</i>) AND SPECIFIC ROLE <input checked="" type="checkbox"/> Check if project performed with current firm</p> <p>This Design Build project was for the design and construction of asphalt repairs of runway 14/32 at the Naval Air Weapons Station, Chino Lake, CA for NAVFAC SW. The scope of work includes: <b>demolition</b>; excavation; grading; A/C paving; pavement repairs; preparing sub-grade; clearing and grubbing; concrete work; striping and signage; traffic control; SWPPP and BMP implementation; and <b>underground utilities</b>.</p> <p><b>Cost:</b> \$7.3M      <b>Role:</b> Scheduler</p>	
	<p>(1) TITLE AND LOCATION (<i>City and State</i>)</p> <p><b>DB Repair Wastewater System at TAPS 1, 2 &amp; 3</b> Marine Corp Base, Camp Pendleton, CA</p>	<p>(2) YEAR COMPLETED</p> <p>2014</p>
e.	<p>(3) BRIEF DESCRIPTION (<i>Brief scope, size, cost, etc.</i>) AND SPECIFIC ROLE <input checked="" type="checkbox"/> Check if project performed with current firm</p> <p>This <b>Design-Build</b> project is for the repairs to the wastewater system at TAPS 1, 2, and 3 at the Marine Corp Base, Camp Pendleton, CA for NAVFAC SW. The scope of work includes: <b>demolition</b>; BMP implementation; trenching and excavation; sewer systems; electrical systems; SCADA monitoring system; <b>distribution piping and system components</b> (tanks, pumps, air-gap system, high pressure spray and hoses, hose bibs, shut-off valves, and floor drains); environmental restrictions; and completion of work while maintaining operational utility systems.</p> <p><b>Cost:</b> \$381K      <b>Role:</b> Scheduler</p>	
	<p>(1) TITLE AND LOCATION (<i>City and State</i>)</p> <p><b>DB Renovate 3 Buildings and Parking Lot</b> Air Force, Plant 42, Palmdale, CA</p>	<p>(2) YEAR COMPLETED</p> <p>2014</p>
f.	<p>(3) BRIEF DESCRIPTION (<i>Brief scope, size, cost, etc.</i>) AND SPECIFIC ROLE <input checked="" type="checkbox"/> Check if project performed with current firm</p> <p>This <b>Design-Build</b> project is to renovate Buildings 552, 553, and 560 as well as construct a new parking lot at Air Force Plant 42, Palmdale, CA for USACE. The renovation of Building 552, a single story masonry structure, approximately 7,101 SF, included the removal of existing interior finishes; abatement of hazardous materials; structural upgrades to existing masonry walls for code compliance; reconfiguration of interior spaces for ABA compliance; and creation of open-plan office arrangements.</p> <p>The renovation of Building 553 included: a single story masonry structure, approximately 5,345 SF; removal of existing interior finishes; abatement of hazardous materials; structural upgrades to existing masonry walls for code compliance; reconfiguration of interior spaces for administrative and training offices; a guard assembly and resources room; <b>restrooms</b>; locker/change rooms; a BDOC; and a masonry addition to house mechanical, electrical, and telecommunications equipment; and provide space for storage of security items.</p> <p>The renovation of Building 560 included: a two story pre-engineered metal building, approximately 5,782 SF; removal of interior partition walls; reconfiguration of the first floor <b>restrooms</b> to comply with ABA requirements; installation of new convenience centers; replacement of floor <b>finishes</b>; suspended panel ceilings; and repairs to the existing vehicle parking area adjacent to Building 560 to provide ABA required accessible routing. The new parking lot will be located south of Building 560 and east of the AF Plant 42 Control Tower. The parking lot shall provide approximately 115 parking stalls, including ABA compliant and motorcycle stalls to serve Building 553's existing fire station and the control tower.</p> <p><b>Cost:</b> \$5.5M      <b>Role:</b> Scheduler</p>	
g.	<p>(1) TITLE AND LOCATION (<i>City and State</i>)</p>	<p>(2) YEAR COMPLETED</p>



	<p><b>DB Replace Fire Sprinklers at Buildings BB1A, BB1B, BB1C, 2, 3, 4, 14, 170, 403, 405, and 632, Phase 3</b> Marine Corps Logistics Base, Nebo and Yermo Annex, Barstow, CA</p>	<p>2013</p>
	<p>(3) BRIEF DESCRIPTION (<i>Brief scope, size, cost, etc.</i>) AND SPECIFIC ROLE <input checked="" type="checkbox"/> Check if project performed with current firm</p> <p>This <b>Design Build</b> project was for the design and replacement of existing failed dry-pipe fire sprinkler systems at Buildings BB1A, BB1B, BB1C, 2, 3, 4, 14, 170, 403, 405, and 632 at the Marine Corps Logistics Base, Barstow, CA for NAVFAC SW. The scope of work included: BMP implementation; excavation and trenching; <b>demolition and removal of existing dry-pipe</b> fire sprinkler systems; <b>new required piping</b>; sprinkler heads; alarm valve; tamper and flow switches; double-check assembly backflow preventers (existing backflow preventers to remain); underground <b>water system upgrades (distribution piping, backflow preventers,</b> and fire department connections); and connections to existing fire alarm systems.</p> <p><b>Cost:</b> \$8.3M      <b>Role:</b> Scheduler</p>	
	<p>(1) TITLE AND LOCATION (<i>City and State</i>)</p> <p><b>Design-Build Repair Aqueous Film Forming Foam (AFFF) Storage Systems</b> Camp Pendleton, CA</p>	<p>(2) YEAR COMPLETED</p> <p>2013</p>
h.	<p>(3) BRIEF DESCRIPTION (<i>Brief scope, size, cost, etc.</i>) AND SPECIFIC ROLE <input type="checkbox"/> Check if project performed with current firm</p> <p>This <b>Design Build</b> project was for the design of repairs to the Aqueous Film Forming Foam (AFFF) Underground Storage Tank Systems at the Marine Corps Base, Camp Pendleton, CA for NAVFAC SW. The scope of work includes: repair leaks; cap all cross connections; dewater and conduct sump testing to identify leaks; install tank and space liquid detection system; remove and replace manhole units; install cleanouts for maintenance purposes; electrical; <b>underground utilities</b>; provide electrical support tank and interstitial space liquid-tight caps on all 4-inch risers of each tank; confirm that any surface drainage into the well completion units will drain into the tank, hold pea gravel backfill and not build up and overflow into the tanks; and adherence to environmental restrictions.</p> <p><b>Cost:</b> \$1M      <b>Role:</b> Scheduler</p>	
	<p>(1) TITLE AND LOCATION (<i>City and State</i>)</p> <p><b>Naval Exchange (NEX) Renovations</b> Naval Base Point Mugu, CA</p>	<p>(2) YEAR COMPLETED</p> <p>2012</p>
i.	<p>(3) BRIEF DESCRIPTION (<i>Brief scope, size, cost, etc.</i>) AND SPECIFIC ROLE <input checked="" type="checkbox"/> Check if project performed with current firm</p> <p>This <b>Design-Build</b> project was for exterior renovation of the NEX complex building 16 at the Naval Base Ventura County, Point Mugu, CA for NAVFAC SW. The Naval Exchange complex at Point Mugu contains retail, restaurant, sports training, and Morale, Welfare and Recreation gymnasium space for military and DOD employees. The scope of work included: hazardous material abatement; <b>demolition</b>; replacement of the retail space façade; new storefront; doors; louvers; stucco exterior finish; replacement of the existing covered walkway; remove and repair or replace exterior and landscape lighting; storm water drainage and downspouts; storm water management; landscaping; irrigation system; and signage. This project received an Outstanding performance evaluation rating.</p> <p><b>Cost:</b> \$1.6M      <b>Role:</b> Scheduler</p>	
	<p>(1) TITLE AND LOCATION (<i>City and State</i>)</p> <p><b>DB Building Envelope Improvements - Multiple Facilities</b> Travis AFB, CA</p>	<p>(2) YEAR COMPLETED</p> <p>2012</p>
	<p>(3) BRIEF DESCRIPTION (<i>Brief scope, size, cost, etc.</i>) AND SPECIFIC ROLE <input checked="" type="checkbox"/> Check if project performed with current firm</p>	

	<p>This <b>Design-Build</b> project was for the design and construction of building envelope improvements and upgrade to the energy efficiency of Multiple Facilities at Travis Air Force Base in Fairfield, CA for NAVFAC SW. The scope of work included: upgrading the attic or ceiling insulation; weatherizing around doors, windows, and other openings requiring a seal; installation of Dual Reflective Solar Control Glazing Films; provide engineered synthetic catalyst technology additive to refrigerant in HVAC units; thermal imaging analysis of building to identify areas that require repair; insulation, caulking, weather striping, and leak repair of areas identified by thermal imaging analysis; caulk and seal air leaks where <b>plumbing</b>, ducting, or electrical wiring penetrated through walls, floors, and ceilings; replace existing door bottoms and thresholds with pliable sealing and gaskets where appropriate; repair/install insulation in attic spaces and above dropped ceilings as appropriate; weather-strip door jams; install window film; install Refrigerant Synthetic Refrigerant Catalyst in all air conditioners.</p> <p><b>Cost:</b> \$791K                      <b>Role:</b> Scheduler</p>	
k.	<p>(1) TITLE AND LOCATION (<i>City and State</i>)</p> <p><b>DB Replace Pavement, Building No. 11031</b> Naval Air Weapons Station, China Lake, CA</p>	<p>(2) YEAR COMPLETED</p> <p>2012</p>
	<p>(3) BRIEF DESCRIPTION (<i>Brief scope, size, cost, etc.</i>) AND SPECIFIC ROLE      <input checked="" type="checkbox"/> Check if project performed with current firm</p> <p>This <b>Design-Build</b> project was for the design, construction, and replacement of pavement at building 11031 at Naval Air Weapons Station, China Lake, CA for NAVFAC SW. The scope of work included: replace deteriorated asphalt parking lot; approach driveways; and road surface around Building 11031, located in the CLPL Main site area. The scope of work also included: pulverizing existing paved areas; grade and compact to provide appropriate base material; lay new asphalt pavement; finish grade shall be sloped for proper drainage; stripe all roads and parking lots accordingly; and provide ADA compliant pedestrian pathways between building 11031, 11093, 11094, and 11030.</p> <p><b>Cost:</b> \$387K                      <b>Role:</b> Scheduler</p>	
l.	<p>(1) TITLE AND LOCATION (<i>City and State</i>)</p> <p><b>DB Renovations of the 31st SRG Building Improvements - Bldg 1157, 1158 and 1161</b> Naval Base Ventura County, Port Hueneme, CA</p>	<p>(2) YEAR COMPLETED</p> <p>2011</p>
	<p>(3) BRIEF DESCRIPTION (<i>Brief scope, size, cost, etc.</i>) AND SPECIFIC ROLE      <input checked="" type="checkbox"/> Check if project performed with current firm</p> <p>This <b>Design-Build</b> project was for the design, construction, and renovation of one existing building and the maintenance of two others occupied by the 31st Seabee Readiness Group (SRG) located at Port Hueneme Naval Base, Ventura County, CA for NAVFAC SW. Scope of work included: rust/hole repair or replacement of the exterior closure; painting the exterior closure; replacement of exterior windows; installation of CAC card secured door entry systems; <b>bathroom renovation and upgrades</b>; HVAC; <b>mechanical</b> and electrical upgrades; <b>associated demolition</b>; site work; and <b>utilities work</b>.</p> <p><b>Cost:</b> \$1.4M                      <b>Role:</b> Scheduler</p>	
m.	<p>(1) TITLE AND LOCATION (<i>City and State</i>)</p> <p><b>MI COF</b> Fort Carson, CO</p>	<p>(2) YEAR COMPLETED</p> <p>2011</p>
	<p>(3) BRIEF DESCRIPTION (<i>Brief scope, size, cost, etc.</i>) AND SPECIFIC ROLE      <input type="checkbox"/> Check if project performed with current firm</p> <p>This <b>Design-Build</b> project was for the design and construction of a new ground up facility for warehousing and office space at Fort Carson, CO for the U.S. Army Corps of Engineers. The scope of work included: excavation and grading; underground utilities; concrete foundations; site work with hardstand parking lot; landscaping; structural</p>	



masonry; framing; electrical; **plumbing; mechanical**; insulation; drywall; painting; flooring and carpeting; doors and hardware; windows; interior finishes; and restroom facilities.

**Cost:** \$15M

**Role:** Corporate Schedule Manager



NAME	ROLE IN THIS CONTRACT	YEARS EXPERIENCE	
		a. TOTAL	b. WITH CURRENT FIRM
<b>Tom Bailey</b>	<b>Operations Manager, Northern California</b>	38	8
FIRM NAME AND LOCATION ( <i>City and State</i> ) Hal Hays Construction, Inc., Riverside, CA			
EDUCATION ( <i>Degree, Specialization, Training &amp; Certification</i> ) <ul style="list-style-type: none"> <li>▪ 1981 Bachelor of Science in Architecture, California State Polytechnic University, San Luis Obispo, CA</li> <li>▪ California Contractors License <ul style="list-style-type: none"> <li>-Class A - General Engineering</li> <li>-Class B - General Building</li> </ul> </li> <li>▪ OSHA 30-Hour Certificate</li> <li>▪ Asbestos Abatement Certificate</li> <li>▪ Hazardous Substance Removal Certificate</li> </ul>			
OTHER PROFESSIONAL QUALIFICATIONS ( <i>Relevant</i> ) <p>Mr. Bailey has extensive Department of Defense and government experience related to design build, building construction and heavy civil construction. He has extensive experience with estimating, bid submission, and project management of diverse types of public works construction. He maintains specific experience in this project's work areas, such as: Design Build; demolition; underground utilities; paving operations; site restoration; detailed phasing and coordination; traffic control; and work on active military sites.</p> <p><b>Software Skills:</b> MS Windows Professional, MS Office Suite, MS Outlook, Primavera P3, Primavera SureTrak Project Management, and Primavera CPM Scheduling</p> <p><b>Job Skills:</b> Program/Project Mgmt., Estimating, Quality Control, Scheduling, and Safety Tasks</p> <p>For the following projects, Mr. Bailey executed the role of Project Manager, including: coordinating meetings and negotiations; recommendation of design and project changes to provide the client the best value for their project; provision of technical oversight for construction start up and testing; implementing subcontracts and purchase orders; and oversight of subcontractor's, supplier's and manufacturer's scheduling. Additional responsibilities include conducting and supervising on-site management staff, assisting in technical submittal reviews, and on-site inspections..</p>			
PREVIOUS EMPLOYERS			
2011 - Present	Hal Hays Construction, Inc., Riverside, CA	Operations Mgr., Northern Ca Design Manager/ Project Mgr.	
2010 - 2011	Erick Ammon, Inc., Anderson, CA	Project Manager/Estimator	
1994 - 2010	Tebcon, Inc., Shingle Springs, CA	President	
1991 - 1994	Spiess Construction Co., Inc., Santa Maria, CA	Sr. Project Manager/Chief Estimator	
1989 - 1991	Kleinfelder, Inc., San Diego, CA	Manager Construction Services	
1981 - 1989	Spiess Construction Co., Inc., Santa Maria, CA	Project Manager/Estimator	



**List of Current/Ongoing Projects**

Project Name & Type of Work	Owner Name	Estimated Contract Completion Value (incl. change orders to date)	Percent Currently Complete	Estimated Completion Date
Army Reserve Center Fresno General Construction	US Army	\$26,271,299.55	85%	10-9-2018
Beale Temporary Lodging Facility General Construction	US Army	\$16,610,995.28	60%	8-8-2018
Susanville CCC/HDSP Prison General Construction	Dept. of Correction & Rehab	\$27,300,350.00	75%	8-31-2018
Fresno WWTP Odor Control Wet Utility Construction	City of Fresno	\$8,430,354.25	90%	6-14-2018
Eureka Juvenile Hall General Construction	County of Humboldt	\$15,461,296.00	42%	8-29-2018
San Joaquin Fish Hatchery General/Wet Util. Const.	DGS CA	\$16,853,874.33	55%	11-18-2018
DVI Solid Cell Conversion General Construction	Dept. of Correctio & Rehab	\$8,323,138.00	45%	12-23-2018
Northern Dist. Meter replacements, Wet Util. Construction	California America Water	\$441,911.00	44%	8-5-2018
Stockton Booster STA Sitework Wet Util/Civil Construction	California Water Service Co.	\$1,751,784.15	0%	1-6-2019
Santa Rosa Fire Recovery Hydrants Replacement	California Water Service Co.	\$137,000.00	90%	8-31-2018
Demo Steel Water Tank Wet Util, Construction	California Water Service Co.	\$112,779.00	0%	10-1-2018

RELEVANT PROJECTS	
a.	<p>(1) TITLE AND LOCATION (<i>City and State</i>)</p> <p><b>City of Fresno, Fresno Wastewater Treatment Plant Odor Control</b> Fresno, CA</p> <p>(3) BRIEF DESCRIPTION (<i>Brief scope, size, Project Value, etc.</i>) AND SPECIFIC ROLE <input checked="" type="checkbox"/> Check if project performed with current firm</p> <p>Hal Hays Construction, Inc. (HHCI) served as a <b>prime contractor</b> to the City of Fresno Public Utilities Department to construct the \$8.2M Fresno Wastewater Treatment Expansion project in Fresno, CA. Work required replacement of the headwork's <b>existing three odor control units (OCUs)</b> and <b>interconnecting transfer piping and structures</b>. For the treatment process system upgrade, HHCI tied into these 5 lines: (1) Foul Air Ducting, (2) Reclaimed Water (3W), (3) Potable Water (1W), (4) Plant Drains, and (5) Storm Drains. The new Odor Control Facilities, including bio-trickling filter system, carbon filter system, fans, electrical building, ducting, and interconnecting piping, were functionally tested prior to the removal of the existing OCU 1, OCU2, and OCU3 equipment. The Treatment Systems installed include: <b>Granulated Activated Carbon Filter Odor Control System</b> (by Pure Air Filtration, LLC), and <b>Bio-Trickling Filter Odor Control System</b> (by Evoqua Water Technologies, LLC). After all individual equipment was tested and certified by the factory-trained representatives, HHCI performed a <b>30-day plant operational test</b> of the entire treatment process train.</p> <p><b>Project Value:</b> \$8.2M    <b>Role:</b> Project Manager</p>
	<p>(2) YEAR COMPLETED</p> <p>Ongoing</p>
b.	<p>(1) TITLE AND LOCATION (<i>City and State</i>)</p> <p><b>Design Build Solid Cell Front Conversion</b> Tracy, CA</p> <p>(3) BRIEF DESCRIPTION (<i>Brief scope, size, Project Value, etc.</i>) AND SPECIFIC ROLE <input checked="" type="checkbox"/> Check if project performed with current firm</p> <p>Hal Hays Construction, Inc. (HHCI) served as a <b>prime contractor</b> to the California Department of Corrections and Rehabilitation to <b>renovate and upgrade</b> the K-Wing maximum security housing unit on California State Prison property at Deuel Vocational Institution (DVI), Tracy, CA. Work areas included: replacement of barred cell doors and fronts with solid steel units and new detention hardware, HVAC upgrades, installation of new Fire Alarm and Fire Sprinkler systems, and upgrading of cell light fixtures</p> <p><b>Project Value:</b> \$8M    <b>Role:</b> Design Build Project Manager</p>
	<p>(2) YEAR COMPLETED</p> <p>2019</p>
c.	<p>(1) TITLE AND LOCATION (<i>City and State</i>)</p> <p><b>Design Build Delta Taxiway Repairs</b> NAS Fallon, NV</p> <p>(3) BRIEF DESCRIPTION (<i>Brief scope, size, Project Value, etc.</i>) AND SPECIFIC ROLE <input checked="" type="checkbox"/> Check if project performed with current firm</p> <p>This Design Build project was for the design and construction of repairs to Delta Taxiway between Runway 7/25 and MAT 7 at Naval Air Station Fallon, NV for NAVFAC SW. The scope of work included: pavement milling; crack repair; joint repair; slurry sealing; pavement markings; and FOD control measures. Detailed coordination and scheduling was required to perform work at this active airfield.</p> <p><b>Project Value:</b> \$318K    <b>Role:</b> Design Build Project Manager/Estimator</p>
	<p>(2) YEAR COMPLETED</p> <p>2015</p>
d.	<p>(1) TITLE AND LOCATION (<i>City and State</i>)</p> <p><b>Design Build Hayman Igloo</b> Hill Air Force Base, UT</p>
	<p>(2) YEAR COMPLETED</p> <p>2015</p>





	<p>(3) BRIEF DESCRIPTION (<i>Brief scope, size, Project Value, etc.</i>) AND SPECIFIC ROLE <input checked="" type="checkbox"/> Check if project performed with current firm</p> <p>This Design Build project was for the design and construction of a 26 FT x 80 FT earth covered Hayman Igloo at Hill Air Force Base, UT for USACE. The scope of work included: construction of a new earth covered reinforced concrete Hayman Igloo Modular Storage Magazine (MSM) capable of storing 150,000 pounds of Hazard Division 1.1 munitions; stripping vegetation, access roadways; <b>reinforced concrete aprons; utilities; site improvements; and communications support.</b></p> <p><b>Project Value:</b> \$1M      <b>Role:</b> Design Build Project Manager/Estimator</p>	<p>(2) YEAR COMPLETED</p>
	<p>(1) TITLE AND LOCATION (<i>City and State</i>)</p> <p><b>Design Build Fire Alarm Reporting System</b> MOTCO, Concord, CA</p>	<p>2014</p>
e.	<p>(3) BRIEF DESCRIPTION (<i>Brief scope, size, Project Value, etc.</i>) AND SPECIFIC ROLE <input checked="" type="checkbox"/> Check if project performed with current firm</p> <p>This Design Build project provided design and construct for replacement of the existing fire alarm and fire alarm reporting system in selected building at MOTCO in Concord, CA for the US Army Corps of Engineers. The project scope of work included: UXO Plan and monitoring; lead and asbestos abatement; <b>demolition; excavation and trenching; concrete road repairs; communication</b> manholes; concrete duct banks; conduit; fiber optic cabling; facility fire alarm and fire alarm report systems; electrical connections; and interior repairs.</p> <p><b>Project Value:</b> \$1.8M      <b>Role:</b> Design Build Project Manager/Estimator</p>	
	<p>(1) TITLE AND LOCATION (<i>City and State</i>)</p> <p><b>Design Build Replace Two Sewage Lift Stations</b> MOTCO, Concord, CA</p>	<p>2014</p>
f.	<p>(3) BRIEF DESCRIPTION (<i>Brief scope, size, Project Value, etc.</i>) AND SPECIFIC ROLE <input checked="" type="checkbox"/> Check if project performed with current firm</p> <p>This Design Build project provided to design and construct for replacement of two sewage lift stations at MOTCO in Concord, CA for the US Army Corps of Engineers. Work took place in two locations, including the ‘tidal side’ of the base less than a mile from Suisun Bay, requiring continuous water removal for safe operations. The project scope of work included: UXO Plan and monitoring; <b>excavation</b>; crushed rock foundations; crane work; pre-cast wet and dry well structure placement; electrical; <b>plumbing; pumps; and piping.</b></p> <p><b>Project Value:</b> \$2.0M      <b>Role:</b> Design Build Project Manager/Estimator</p>	
	<p>(1) TITLE AND LOCATION (<i>City and State</i>)</p> <p><b>Construct A Bypass Road Around Taxiway Mike</b> Travis AFB, Fairfield, CA</p>	<p>2013</p>
g.	<p>(3) BRIEF DESCRIPTION (<i>Brief scope, size, Project Value, etc.</i>) AND SPECIFIC ROLE <input checked="" type="checkbox"/> Check if project performed with current firm</p> <p>This project was for the construction of a bypass road around Taxiway Mike at Travis Air Force Base in Fairfield, CA for NAVFAC Southwest. The project consists of constructing and relocating perimeter road from W Street to south of the existing south gate facility with an <b>A/C pavement, travel lanes</b> and unpaved shoulders. The scope of work included: <b>demolition</b> to include the <b>removal, grinding, and pulverizing portions of the existing A/C pavement; excavation and compaction of sub-grade; install and compact base material; poured-in-place concrete;</b> install joint sealer in all control joints; install pavement striping; signage; traffic control measures; SWPPP and BMP implementations; demolition of existing fencing; construction of new fencing; construction of a water line to near the existing south gate facility; <b>underground conduit, street lighting, and reconstruction of pavement</b> adjacent to the existing south gate facility.</p> <p><b>Project Value:</b> \$5.7M      <b>Role:</b> Project Manager/Estimator</p>	
h.	<p>(1) TITLE AND LOCATION (<i>City and State</i>)</p>	<p>(2) YEAR COMPLETED</p>

	<p><b>Design Build Eagle Lake Sewer Ponds</b> Lassen National Forest, CA</p>	2012
	<p>(3) BRIEF DESCRIPTION (<i>Brief scope, size, Project Value, etc.</i>) AND SPECIFIC ROLE <input type="checkbox"/> Check if project performed with current firm</p> <p>This Design Build project for the design and construction of Eagle Lake Sewer Ponds at Lassen National Forest, CA for National Park Service. The scope of work included: the development and implementation of an upgrade to the existing Eagle Lake Waste Water Treatment Plant (WWTP) by enhancing the biological treatment process and functionality. This project included electrical and mechanical components.</p> <p><b>Project Value: \$4.9M</b>                      <b>Role: Design-Build Project Manager/Estimator</b></p>	
	<p>(1) TITLE AND LOCATION (<i>City and State</i>)</p> <p><b>Water Storage Tank, Boulder Beach, NV</b> Lake Mead Recreation Area, NV</p>	<p>(2) YEAR COMPLETED</p> <p>2011</p>
i.	<p>(3) BRIEF DESCRIPTION (<i>Brief scope, size, Project Value, etc.</i>) AND SPECIFIC ROLE <input type="checkbox"/> Check if project performed with current firm</p> <p>This project was for the construction of a new water storage tank at Boulder Beach located in the Lake Mead Recreational Area, NV for the National Park Service. The purpose of this project was to demolish the existing 2,000,000 gallon painted steel tank and replace with the construction of a fully operational 300,000 gallon stained concrete tank. The scope of work included: the replacement of the pump house roof; installation of a circulation pump and internal sprayer; installation of an altitude valve and valve vault; installation of controls associated with the water tank; installation of pipe and valves; and installation of water meter on the tank outlet.</p> <p><b>Project Value: \$1.3M</b>                      <b>Role: Project Manager/Estimator</b></p>	
	<p>(1) TITLE AND LOCATION (<i>City and State</i>)</p> <p><b>Whiskeytown Lake Temperature Curtain</b> Whiskeytown Lake National Recreation Area, CA</p>	<p>(2) YEAR COMPLETED</p> <p>2011</p>
j.	<p>(3) BRIEF DESCRIPTION (<i>Brief scope, size, Project Value, etc.</i>) AND SPECIFIC ROLE <input type="checkbox"/> Check if project performed with current firm</p> <p>This project was for the complete replacement of temperature curtains for the Whiskeytown Lake located in the Whiskeytown Lake National Recreation Area, CA for the Bureau of Reclamation. The scope of work included: removal of the following existing equipment from site: curtain fabric; lower boom weighted tanks; air hoses; and sand socks; fabrication and installation of: a new curtain fabric; approximately 2,400 FT long, conforming to the contours of the reservoir from shore line to shore line, up to 110 FT deep; floating vertically from the reservoir maximum water surface elevation of 1,210 FT and surrounding the entrance to the Spring Creek Conduit Intake Structure, and all chains; wire rope, cables and other hardware required for the new curtain fabric and connection to the existing anchor system.</p> <p><b>Project Value: \$3M</b>                      <b>Role: Design Manager/Estimator</b></p>	
	<p>(1) TITLE AND LOCATION (<i>City and State</i>)</p> <p><b>NPI Water Treatment Upgrades &amp; Outfall Phase 2</b> Olympic National Park, Port Angeles, WA</p>	<p>(2) YEAR COMPLETED</p> <p>2011</p>
k.	<p>(3) BRIEF DESCRIPTION (<i>Brief scope, size, Project Value, etc.</i>) AND SPECIFIC ROLE <input type="checkbox"/> Check if project performed with current firm</p> <p>This project was for water treatment upgrades at mill: project to protect Nippon Paper Industries (NPI) water supply from increased sediment levels expected during removal of Elwha River Dams located at Olympic National Park, Port Angeles, WA for the National Park Service. The scope of work included: completion of a new outfall pipe to improve dispersion of sediment from the Nippon paper mill's incoming water treatment process; improvements to clarifiers and the addition of chemical feed capability for iron; and manganese removal from water going to the plant.</p> <p><b>Project Value: \$4M</b>                      <b>Role: Project Manager/Estimator</b></p>	
l.		(2) YEAR COMPLETED



	(1) TITLE AND LOCATION ( <i>City and State</i> ) <b>Cedar Grove Employee Housing Rehabilitation</b> Kings Canyon National Park, CA	2011
	(3) BRIEF DESCRIPTION ( <i>Brief scope, size, Project Value, etc.</i> ) AND SPECIFIC ROLE <input type="checkbox"/> Check if project performed with current firm <p>The project was for the rehabilitation of the Cedar Grove employee housing, located in Cedar Grove Concessionaire Housing, Cedar Grove, Kings Canyon National Park, CA, for the National Park Service. The scope of work included: the construction of 13 trailer pads; including demolition\abandonment of existing utilities and installation of new utilities: (approximately 1800 LF of new water line; approximately 1600 LF of new gravity sewer pipelines, services and manholes; approximately 2500 LF of <b>underground duct bank</b> &amp; communication cabling for phone; 1000 gallon propane tank with fueling station; approximately 5200 LF of 220/240 electrical; site preparation; demolition of existing utilities and 3 hard sided trailer; and installation of 13 RV service pedestals.</p> <p><b>Project Value:</b> \$835K                      <b>Role:</b> Project Manager/Estimator</p>	
m.	(1) TITLE AND LOCATION ( <i>City and State</i> ) <b>Bizz Johnson Trail Tunnel Repair</b> Lassen National Forest, CA	(2) YEAR COMPLETED 2010
	(3) BRIEF DESCRIPTION ( <i>Brief scope, size, Project Value, etc.</i> ) AND SPECIFIC ROLE <input type="checkbox"/> Check if project performed with current firm <p>This project was for the repair and improvements of the Bizz Johnson Trail Tunnels located in the Lassen National Forest, CA for the Federal Highway Administration. The scope of work included: portal concrete repair including contact grouting through tunnel ceiling; surface sealing of cracks; and epoxy injection of cracks; timber tunnel repair; including cribbing, blocking, lagging, and reattachment of various timber support members; rock scaling of all exposed rock surfaces within tunnel; <b>concrete</b> scaling of all loose <b>concrete</b> within tunnel portals; and <b>grading tunnel approaches</b> and trail surfaces.</p> <p><b>Project Value:</b> \$413K                      <b>Role:</b> Project Manager</p>	



NAME	ROLE IN THIS CONTRACT	YEARS EXPERIENCE	
		a. TOTAL	b. WITH CURRENT FIRM
<b>Tomas Tirado</b>	<b>Superintendent</b>	26	4
FIRM NAME AND LOCATION Hal Hays Construction, Inc., Riverside, CA			
EDUCATION <ul style="list-style-type: none"> <li>▪ OSHA 30-Hour Certificate</li> <li>▪ OSHA 10-Hour Certificate</li> </ul> 2015 CPR and First Aid Training Excavation and Trenching Training			
OTHER PROFESSIONAL QUALIFICATIONS  <p>Mr. Tirado has extensive experience in Department of Defense, Government, Public and Private work sector with facility renovation, new construction of buildings, and heavy/civil construction. He maintains specific experience in this project's work areas such as: <b>facility construction and renovation; facility maintenance, upgrades and repairs; electrical, HVAC, fire alarm and fire sprinkler systems, doors &amp; locks, lighting upgrade, demolition, site work, utilities, PEBs, and project site safety.</b></p> <p><b>Software Skills:</b> MS Windows Professional, MS Office Suite, MS Outlook, SureTrak Project Management, Sage 100 Contractor</p> <p><b>Job Skills:</b> General Superintendent, Project Management, and Safety Tasks</p> <p>For the following projects, Mr. Tirado executed the role of <b>Superintendent</b>, including: coordinating meetings and negotiations; recommendation of design and project changes to provide the client the best value for their project; provision of technical oversight for construction start up; maintaining day to day project scheduling; executing the construction schedule (CPM); and supervising work force and subcontractors. Additional responsibilities include conducting and supervising on-site management staff, assisting in technical submittal reviews, and on-site inspections.</p>			
PREVIOUS EMPLOYERS			
2015 - Present	Hal Hays Construction, Inc., Riverside, CA	General Superintendent 2013 –	
2013 - 2015	AVA Builders, Inc., North Hollywood, CA	General Superintendent/PM	
2008 - 2013	Western Group, Inc., Woodland Hills, CA	General Superintendent/PM	
2007 - 2008	Samsons Construction, Simi Valley, CA	General Superintendent/PM	
2001 - 2007	Jack Tracy Construction, Camarillo, CA	Superintendent/Project Manager	
1999 - 2001	Turner Smith Company, Los Angeles, CA	General Superintendent	
1996 - 1999	Harper Construction, San Diego, CA	Superintendent	
1993 - 1999	RD Olson, Irvine, CA	Assistant Superintendent	



**RELEVANT PROJECTS**

RELEVANT PROJECTS	
<p>(1) TITLE AND LOCATION</p> <p><b>Construct Office and Equipment Building</b> Caltrans El Centro Maintenance Station, El Centro, CA</p>	<p>(2) YEAR COMPLETED</p> <p align="center">2017</p>
<p>(3) BRIEF DESCRIPTION AND SPECIFIC ROLE    <input checked="" type="checkbox"/> Check if project performed with current firm</p> <p>This project was the construction of an Office and Equipment building at the El Centro Caltrans Maintenance Station.</p> <p>a. New buildings included: Building A Regional Office, Maintenance Office/Equipment Building and Aluminum Canopy, Building C Covered Storage, Building E Herbicide/Fertilizer Storage, Building F Hazardous Material Container, Building G Emulsion Tank Pad, Building I Storage Concrete Pad, Building J Warehouse, Building M Fuel Island, Building N Wash Rack, Building O Wash Rack, Pad K Electrical Transformer Pad, and Pad Q Liquefied Petroleum Gas Tank Pad.</p> <p>Additional site amenities included: Walkways, Cul-De-Sac, Retention Basins, Drainage Ditch, Fencing, Driveways, and Covered Trash/Material Bins. The scope of work included: demolition; lead and asbestos abatement; grading and excavation; structural steel; structural concrete; fire alarm systems; wet utilities/plumbing systems; electrical and lighting; mechanical systems; roofing; exterior stucco; metal stud framing; drywall; VCT flooring; tile; painting; doors and frames; bathroom partition; site concrete; exterior lighting.</p> <p>Project Value: \$13M                      Role: General Superintendent/Project Management</p>	
<p>(1) TITLE AND LOCATION</p> <p><b>Repair Main Water Pump Station</b> Naval Base Ventura County, Point Mugu</p>	<p>(2) YEAR COMPLETED</p> <p align="center">2015-2016</p>
<p>(3) BRIEF DESCRIPTION AND SPECIFIC ROLE    <input checked="" type="checkbox"/> Check if project performed with current firm</p> <p>b. This project was for the demolition of all appurtenances associated with the former sand separators and softener tanks, including pads/foundations and associated trenches and vaults, building 13C, the underground pipe vault near Tank 13G and all other abandoned facilities no longer needed in the vicinity of PS13. Construct a 700,000 gallon AWWA D110, Type I column supported flat roof concrete potable water tank with all necessary appurtenances and pipeline connections to Pump Station 13 (PS13), to serve as a replacement for the three existing water tanks (Tanks 13E, 13I and 13G). Add a chlorine injection station to the system. Include SCADA level sensors in the new tank and provide a connection to the existing SCADA system. Update the SCADA HMI screens and logic documentation for PS13 accordingly. Once the new tank is operational, demolish Tanks 13E, 13I and 13G including all appurtenances associated with each tank. Inspect and assess steel Tank 13F, then provide all necessary repairs required maintain and extend the life of the tank. Include design provisions that account for the additional water supply provided by the backup water well. Realign the existing 12” HDPE pipe used to import water from Port Hueneme in accordance with the new tank configuration. Provide restoration of all areas disturbed and impacted by demolition and construction work.</p> <p>The scope of work included: demolition; Cast-in-place concrete; miscellaneous metal fabrications; ladders; railings; metal wall louvers; fiberglass shelters; HVAC; electrical work; earthwork; aggregate base; utilities; process control; chemical feed systems</p> <p><b>Project Value: \$3.7M                      Role: Superintendent</b></p>	
<p>(1) TITLE AND LOCATION</p> <p><b>West Elevator Building Expansion and ADA Modernization</b> 52<sup>nd</sup> St Elementary School, Los Angeles, CA</p>	<p>(2) YEAR COMPLETED</p> <p align="center">2015</p>



c.	(3) BRIEF DESCRIPTION AND SPECIFIC ROLE <input type="checkbox"/> Check if project performed with current firm The project provided a second story expansion and ADA modernization of the West Classroom Building at 52nd St Elementary School in Los Angeles, California for LAUSD.  The scope of work included: demolition; lead and asbestos abatement; grading and excavation; structural steel; structural concrete; fire alarm systems; wet utilities/plumbing systems; electrical and lighting; mechanical systems; 2 story elevator; PVC/tile roofing; exterior stucco; metal stud framing; drywall; VCT flooring; tile; painting; fire rated doors and frames; bathroom partition; site concrete; exterior lighting; and decorative gates and railings.  The project was completed 2 months ahead of schedule with no safety accident or incidents.  <b>Project Value:</b> \$2.1M <b>Role:</b> General Superintendent/Project Management	
	(1) TITLE AND LOCATION <b>Athletic Field Renovation</b> Locke Charter High School, Los Angeles, CA	(2) YEAR COMPLETED 2014
d.	(3) BRIEF DESCRIPTION AND SPECIFIC ROLE <input type="checkbox"/> Check if project performed with current firm The project provided a state of the art sports facility by renovation to the existing athletic facilities at Locke Charter High School in Los Angeles, California. Renovations included construction of outdoor tennis courts, basketball courts, and baseball and softball fields with pitching and batting cages, along with ADA upgrades of existing gymnasium restroom and showers.  The scope of work included: demolition; heavy civil grading; water utilities, plumbing systems; exterior electrical system upgrades (main electrical switch gear and sports lighting); restroom accessories; interior finishes; fencing and gates; scoreboards; site concrete; and landscaping.  The project was completed 1 month ahead of schedule with no safety accident or incidents.  <b>Project Value:</b> \$2.5M <b>Role:</b> General Superintendent/Project Manager	
	(1) TITLE AND LOCATION <b>Fire Alarm and HVAC Upgrade</b> Fleming Middle School & John Muir Middle School, Los Angeles, CA	(2) YEAR COMPLETED 2014
e.	(3) BRIEF DESCRIPTION AND SPECIFIC ROLE <input type="checkbox"/> Check if project performed with current firm The project provided upgrades to the mechanical and life safety systems at two middle school locations in Los Angeles, California for LAUSD. Temporary trailers and relocation of existing classrooms were provided during construction at these occupied campuses.  The scope of work included: demolition; lead and asbestos remediation; site grading and excavation; structural steel to support and house HVAC equipment; mechanical systems; electrical systems; plumbing systems; fire suppression and fire alarm systems; drywall; painting; interior finishes; exterior stucco; site concrete; site utilities; site asphalt; and fencing and enclosures.  The project was completed on time, within budget, and with no safety accident or incidents.  <b>Project Value:</b> \$4.3M <b>Role:</b> General Superintendent/Project Manager	
	(1) TITLE AND LOCATION <b>Fire Station No. 1 Annex Building</b> Santa Barbara, CA	(2) YEAR COMPLETED 2012





f.	(3) BRIEF DESCRIPTION AND SPECIFIC ROLE <input type="checkbox"/> Check if project performed with current firm This project provided exterior and interior renovations of historical Fire Station No. 1 in Santa Barbara, California. The facility received a LEED Silver rating. The scope of work included: demolition; grading; structural and decorative concrete; wood and metal stud framing; mechanical systems; electrical systems; plumbing systems; exterior stucco; drywall; painting; doors and windows; tile and polished concrete flooring; parking lot site improvements; and landscaping. The project was completed 1 month ahead of schedule and with no safety accident or incidents. <b>Project Value:</b> \$3.5M <b>Role:</b> General Superintendent/Project Manager	
	(1) TITLE AND LOCATION <b>Wet Utility New Construction &amp; Renovations</b> Los Angeles County (various locations), CA	(2) YEAR COMPLETED 2009-2012
g.	(3) BRIEF DESCRIPTION AND SPECIFIC ROLE <input type="checkbox"/> Check if project performed with current firm Contract encompassed numerous projects for the LA County Department of Water and Power's infrastructure systems including water tank and sewer installations. Scope of work included: construction of underground utilities, main water lines installation for domestic water and fire lines, installation of sewer lines, new foundations construction, and seismic bracing. <b>Project Value:</b> \$3.2M <b>Role:</b> General Superintendent	
	(1) TITLE AND LOCATION <b>Santa Barbara Court House Seismic Upgrade</b> Santa Barbara, CA	(2) YEAR COMPLETED 2010
h.	(3) BRIEF DESCRIPTION AND SPECIFIC ROLE <input type="checkbox"/> Check if project performed with current firm The project provided seismic upgrades to the exterior portion of the Santa Barbara Court House, along with renovation and duplication of historical decorative wood work and plaster in Santa Barbara, California for the City of Santa Barbara. The scope of work included: structural support of roof system; installation of new seismic bracing; and replacement of deteriorated structural and decorative wood members. The project was completed on time, within budget, and with no safety accident or incidents. <b>Project Value:</b> \$1.5M <b>Role:</b> General Superintendent	
	(1) TITLE AND LOCATION <b>Miller Brewing Company Storage Tank Installs</b> Irwindale, CA	(2) YEAR COMPLETED 2008
i.	(3) BRIEF DESCRIPTION AND SPECIFIC ROLE <input type="checkbox"/> Check if project performed with current firm Project required numerous underground utility upgrades, foundation installations, and large storage tank renovation, all conducted in an operational environment. Work scope included earthwork, trenching, pipelines, mechanical appurtenances, and storage tank installation and commissioning for major manufacturer. <b>Project Value:</b> \$1.2M <b>Role:</b> General Superintendent	



NAME		
<b>Jwalit Kansara</b>	<b>Lead Technical Specialist</b>	
ROLE IN THIS CONTRACT		YEARS EXPERIENCE
		a. TOTAL <b>8</b>
		b. WITH CURRENT FIRM <b>3</b>
FIRM NAME AND LOCATION		
Hal Hays Construction, Inc., Riverside, CA		
EDUCATION		
<ul style="list-style-type: none"> <li>▪ Master in Science, Construction Management, University of Florida</li> <li>▪ Bachelor's on Technology, Civil Engineering, Pandit Deendayal Petroleum University, India</li> <li>▪ C2 Workzone Traffic Control Certified</li> <li>▪ First Aid Training</li> <li>▪ CMAA Certified</li> <li>▪ OSHA 30 Hour Certified</li> <li>▪ USGBC Certified</li> </ul>		
OTHER PROFESSIONAL QUALIFICATIONS		
<p>Mr. Kansara has extensive experience in Public Utility Companies, Department of Defense, Government, Public and Private work sector with <b>Design Build, new construction of buildings, facility renovation, and heavy/civil construction</b>. She maintains specific experience in this project's work areas such as: <b>facility construction and renovation; facility maintenance, upgrades and repairs; electrical, HVAC, fire alarm and fire sprinkler systems, doors &amp; locks, lighting upgrade, demolition, site work, utilities, PEBS</b>, and project site safety. Mrs. Mani provides oversight of the project's technical complements, including plans and specifications.</p> <p><b>Software Skills:</b> Micro Drainage Win DES, Civil 3D, AutoCAD 2016, MX Road, Navisworks Mange, Map info Professional, MS Windows Professional, MS Office Suite, MS Outlook, Primavera CPM Scheduling, SAGE Masterbuilder</p> <p><b>Job Skills:</b> Project Engineering, Quality Control, Scheduling and Safety Tasks, Safety Regulations, Scheduling and Coordinating Subcontractors and Project Management</p> <p>For the following projects, Mr. Kansara executed the role of <b>Project Engineer</b>. Responsibilities included: coordinating meetings and negotiations; recommendation of design and project changes to provide the client the best value for their project; provision of technical oversight for construction start up and testing; implementing subcontracts and purchase orders; oversight of subcontractor's, supplier's and manufacturer's scheduling; project buyout, including estimating, subcontract coordination, and change order document control; development and tracking of internal Work-in-Progress benchmarks; close out documentation; and preparation of As-Built drawings from field redlines in AutoCAD. Additional responsibilities include conducting and supervising on-site management staff, assisting in technical submittal reviews, and on-site inspections.</p>		
EMPLOYMENT HISTORY		
2017 - Present	Hal Hays Construction, Inc., Riverside, CA	Project Engineer
2015 – 2017	WS Atkins, India	Project Engineer
2014 – 2014	CWRDM, India	Project Engineer
2011 – 2011	Larsen & Toubro, India	Project Engineer



**RELEVANT PROJECTS**

RELEVANT PROJECTS					
A.	<table border="1" style="width: 100%;"> <tr> <td style="width: 70%;">(1) TITLE AND LOCATION</td> <td style="width: 30%;">() YEAR COMPLETED</td> </tr> <tr> <td><b>DB Operations Access Points Red Beach</b> Marine Corps Base, Camp Pendleton, CA</td> <td style="text-align: center;">Present</td> </tr> </table>	(1) TITLE AND LOCATION	() YEAR COMPLETED	<b>DB Operations Access Points Red Beach</b> Marine Corps Base, Camp Pendleton, CA	Present
	(1) TITLE AND LOCATION	() YEAR COMPLETED			
<b>DB Operations Access Points Red Beach</b> Marine Corps Base, Camp Pendleton, CA	Present				
<p>(3) BRIEF DESCRIPTION AND SPECIFIC ROLE      <input checked="" type="checkbox"/> Check if project performed with current firm</p> <p>Hal Hays Construction, Inc. (HHCI) served as the <b>prime contractor</b> to the US Naval Facilities Engineering Command to provide design and build services for the Operations Access Points Red Beach project at MCB Camp Pendleton, CA. This project <b>(1) upgraded and improved</b> the access route between the "Red Beach" amphibious landing training beach and inland training area to improve <b>'Ship to Shore' military training access</b>; and <b>(2) constructed a new North County Transit District (NCTD) railroad bridge and new double-track railroad section</b>, to replace the existing dual arched concrete bridge.</p> <p>The project mitigated the <b>(1) horizontal roadway constraints, (2) Interstate I-5 Freeway north and south bound bridge vertical constraints, and (3) the North County Transit District (NCTD) double arch concrete railroad bridge constraints</b> to allow bi-directional.</p> <p><b>Cost: \$15.0M                      Role: Project Engineer</b></p>					
B.	<table border="1" style="width: 100%;"> <tr> <td style="width: 70%;">(1) TITLE AND LOCATION</td> <td style="width: 30%;">() YEAR COMPLETED</td> </tr> <tr> <td><b>Design Build San Jacinto Road Expansion</b> Palm Springs, CA</td> <td style="text-align: center;">2019</td> </tr> </table>	(1) TITLE AND LOCATION	() YEAR COMPLETED	<b>Design Build San Jacinto Road Expansion</b> Palm Springs, CA	2019
	(1) TITLE AND LOCATION	() YEAR COMPLETED			
<b>Design Build San Jacinto Road Expansion</b> Palm Springs, CA	2019				
<p>(3) BRIEF DESCRIPTION AND SPECIFIC ROLE      <input checked="" type="checkbox"/> Check if project performed with current firm</p> <p>Hal Hays Construction, Inc. (HHCI) served as a <b>prime contractor</b> to the US Naval Facilities Engineering Command, to design and build the \$4.3M San Jacinto Road Expansion at Marine Corps Base Camp Pendleton, CA. This <b>MILCON project</b> provided road and traffic circulation improvements to the entire installation and improved traffic flow and pedestrian safety.</p> <p>The project's work scope includes <b>(1) design development, (2) demolition, (3) utility relocations, (4) re-grading, (5) new storm drains, (6) electrical work, (7) paving to reverse crown slope on San Jacinto Road to Wire Mountain Road intersection, (8) traffic signals, (9) street lighting and associated underground electrical work, (10) electrical equipment installation, (11) slurry seal, (12) new road surface transition, (13) striping, and (14) signage.</b></p> <p><b>Cost: \$4.3M                      Role: Project Engineer</b></p>					
C.	<table border="1" style="width: 100%;"> <tr> <td style="width: 70%;">(1) TITLE AND LOCATION</td> <td style="width: 30%;">() YEAR COMPLETED</td> </tr> <tr> <td><b>Caltrans C.V. Kane Safety Roadside Rest Area Rehabilitation</b> Barstow, CA</td> <td style="text-align: center;">2017-2018</td> </tr> </table>	(1) TITLE AND LOCATION	() YEAR COMPLETED	<b>Caltrans C.V. Kane Safety Roadside Rest Area Rehabilitation</b> Barstow, CA	2017-2018
	(1) TITLE AND LOCATION	() YEAR COMPLETED			
<b>Caltrans C.V. Kane Safety Roadside Rest Area Rehabilitation</b> Barstow, CA	2017-2018				
<p>(3) BRIEF DESCRIPTION AND SPECIFIC ROLE      <input checked="" type="checkbox"/> Check if project performed with current firm</p> <p>Rehabilitate both southbound and northbound Roadside Rest Areas, on Interstate Route 15, about 30 miles east of Barstow, CA.</p> <p>Scope of work included:</p> <ul style="list-style-type: none"> <li>▪ <b>Southbound:</b> <ul style="list-style-type: none"> <li>▪ Demo existing rest area, all site concrete, asphalt and trees. Provide salvage of key items.</li> <li>▪ Construct 2 new CMU buildings</li> <li>▪ Construct Interpretative Center, 3 picnic shelters and 2 fire water tanks &amp; enclosures</li> <li>▪ New site utilities include RCP storm water drain, sewer, building water, and electrical</li> </ul> </li> </ul>					

	<ul style="list-style-type: none"> <li>▪ Site improvements include new concrete sidewalks, new asphalt car parking and truck parking, perimeter CMU wall, and entry monument sign</li> <li>▪ Cold plane and install rubberized hot mixed asphalt (R-HMA) to site entrance and exit ramps</li> <li>▪ <b>Northbound:</b> <ul style="list-style-type: none"> <li>▪ Cold plane and install rubberized hot mixed asphalt (R-HMA) to site entrance and exit ramps</li> <li>▪ Install 2 new fire water tanks and 7 enclosures</li> <li>▪ Install new canopy and perform minor electrical for existing waste water tanks</li> <li>▪ Remove/replace existing urinals with new waterless fixtures</li> </ul> </li> </ul> <p><b>Cost: \$7.5M                      Role: Project Engineer</b></p>	
D.	<p>(1) TITLE AND LOCATION</p> <p><b>NAVFAC Design Build P111 Armory, Marine Corps Base</b> Camp Pendleton, CA</p>	<p>( ) YEAR COMPLETED</p> <p>2017</p>
	<p>(3) BRIEF DESCRIPTION AND SPECIFIC ROLE                      <input checked="" type="checkbox"/> Check if project performed with current firm</p> <p>Design Build project for the US Naval Facilities Engineering Command. Work scope areas included: demolition; site preparation; paving; masonry; site improvements; electrical and mechanical utilities; seismic features; Anti-Terrorism Force Protection and LEED sustainability requirements. Additional work includes POV parking and Snap-In Training Pit. Specific work areas included:</p> <ul style="list-style-type: none"> <li>▪ Site Prep: SWPPP and BMP implementation; Demolition; Heavy Civil Earthwork &amp; Grading; Clear &amp; Grub; Underground Storm Drain System; Structural Concrete</li> <li>▪ Site Work &amp; Site Utilities: Bituminous Paving; Aggregate Base Course; Pavement Markings; High Security Fencing; Planting; Water Distribution; Natural Gas &amp; Liquid Petroleum Piping; Sanitary Sewers; Lift Stations; Force Mains, Sewer &amp; Storm Drains.</li> <li>▪ Facility Work &amp; Build Out: Masonry; Casework; Solid Surface Countertops; Insulation; Doors/Frames &amp; Hardware; Vault Doors; Windows; Metal Stud Framing/Gypsum Board; Wire Mesh Partitions; Roofing; Tile; Acoustical Ceiling; Flooring; Paint &amp; Wall Covering</li> <li>▪ Interiors &amp; Building Systems: High Performance Coatings; Signage; Toilet Accessories; Metal Lockers; Entrance Mats; Fire Extinguishers; Fire Suppression; Plumbing; HVAC; Electrical; Communications; Electronic Safety &amp; Security</li> </ul> <p>The Armory serves the Marine Aircraft Group (MAG-39) at Camp Pendleton, the United States Marine Corps' key West Coast base.</p> <p><b>Cost: \$4.4M                      Role: Project Engineer</b></p>	
E.	<p>(1) TITLE AND LOCATION</p> <p><b>Ontario Police Department- Headquarters Renovations</b> Ontario, CA</p>	<p>( ) YEAR COMPLETED</p> <p>2017</p>
	<p>(3) BRIEF DESCRIPTION AND SPECIFIC ROLE                      <input checked="" type="checkbox"/> Check if project performed with current firm</p> <p>This project included the construction of approximately <b>11,000 SF of tenant improvements</b>, including a Dispatch Center (with ancillary rooms such as a Break Room, Locker Room and offices), Watch Commander's Office, Briefing Room, Storage Rooms and private offices. The improvements will include infrastructure for an extensive Owner-provided Audio-Visual system, 24-hour HVAC system in equipment room, and decorative ceiling systems with specialty lighting. Construction will include, but is not limited to: demolition, drywall and framing, electrical, plumbing, mechanical (HVAC), doors/frames/hardware, glazing, paint, floor finishes, acoustical ceilings and low-voltage cabling.</p> <p><b>Cost: \$2.2M                      Role: Project Engineer</b></p>	



## DIVERSE BUSINESS ENTERPRISES REQUIREMENT STATEMENT

Owner utilizes the established guidelines from the California Public Utilities Commission (“CPUC”) to qualify diverse suppliers and requires certification as a Diverse Business Enterprise (“DBE”) by the Supplier Clearinghouse and/or the California Department of General Services. To be eligible for award of a contract from this solicitation, the bidder/proposer must execute and submit, as part of his or her bid/proposal, this statement. DBEs are divided into four classifications, as follows: Minority Business Enterprises (“MBE”), Women-Owned Business Enterprises (“WBE”), Disabled Veteran Business Enterprises (“DVBE”), and Lesbian, Gay, Bi-Sexual and Transgender Business Enterprises (“LGBTBE”). This statement shall be deemed a material factor in the Owner’s evaluation of the bid/proposal. Failure to complete and submit this statement, or the inclusion of a false statement, shall render the bid/proposal non-responsive.

The CPUC has set a goal for Owner to achieve at least 21.5% of total contract spend on DBEs, divided into the four classifications as follows: MBE – 15%, WBE – 5%, DVBE – 1.5%, and LGBTBE – goal to be established in 2020.

Owner has established certain minimum requirements, as set forth below, for the percentage of the total Contract Price that must be paid to DBEs (the “DBE Minimum”). The DBE Minimum for a contract will depend upon the total Contract Price for that contract, as set forth below. For example, for a contract with a Contract Price of \$1,200,000, the DBE Minimum is 25% and, therefore, at least \$300,000 must be paid to DBEs either as the primary contractor or as one or more subcontractors. Further, for a contract with a Contract Price of \$4,000,000, the DBE Minimum is 30% and, therefore, at least \$1,200,000 must be paid to DBEs either as the primary contractor or as one or more subcontractors.

<b><u>Total Contract Price</u></b>	<b><u>DBE Minimum</u></b>
\$100,000 - \$500,000	<b>15%</b>
\$500,001 - \$1,000,000	<b>20%</b>
\$1,000,001 - \$3,000,000	<b>25%</b>
\$3,000,001 and higher	<b>30%</b>

Notwithstanding the DBE Minimum set forth above, a bidder/proposer may propose, and is strongly encouraged to propose, a higher percentage of the Contract Price to be paid to DBEs. As part of its submission, the must respond to the questions below and identify the percentage of the Contract Price that will be paid to DBEs (such percentage must be NO LOWER THAN the DBE Minimum set forth above). The percentage of the Contract Price that will be paid to DBEs (to the bidder/proposer as primary contractor or to subcontractors), as indicated on this form, will be a contractual requirement (the “DBE Requirement”) that must be met by the bidder/proposer in performing the Contract Services. Failure to meet the DBE Requirement will be considered a breach of the contract and may result in termination of the contract by the Owner.



Complete the items below:

1. Is bidder/proposer certified as a Diverse Business Enterprise with the CPUC Supplier Clearinghouse and/or the California Department of General Services?

Respond YES or NO:       YES      

If YES, provide a copy of your certification with your bid/proposal and identify which classification your firm is certified under (i.e., MBE, WBE, DVBE, or LGBTBE):

2. What is the DBE Requirement (the percentage of the Contract Price that will be paid to DBEs) that bidder/proposer will agree to in the contract for the Contract Services?

      0       % of Contract Price (such percentage must be equal to or greater than the DBE Minimum as set forth above)

Bidder/Proposer Name:       HAL HAYS CONSTRUCTION, INC.      

Printed Name of Authorized Person:       Kirby S. Hays      

Signature of Authorized Person:       *Kirby S. Hays*      

Title of Authorized Person:       CEO



# 19130 - Slant Well Intake System - Monterey

Division	TradeCode	Company Name	First Name	Last Name	Email Address	City	State
25 - Integrated Automation	253100 - Integrated Automation Instrum	Telstar Instrumentation	Tak	Koo	tkoo@telstarinc.com		
26 - Electrical	260000 - Electrical	Pacific Technical Resources, Inc	Miguel	Sanchez	msanchez@pactechresources.com		
26 - Electrical	260000 - Electrical	Trident Construction Services	Neil	Fulce	Neil@Trident-cs.com		
26 - Electrical	260000 - Electrical	San joaquin Electric	wade	Johnson	wade@sanjoaquinelectric.com	Stockton	CA
26 - Electrical	260000 - Electrical	Sac Valley Electric Inc.	Keven	Lively	k.lively@sacvalleyelectric.com	Sacramento	CA
31 - Earthwork	316329.13 - Drilling	Ayala Boring, Inc.	Dean	Ayala	estimating@ayalaboring.com	Fontana	CA
31 - Earthwork	316329.13 - Drilling	Driectional Drilling Services	Sean	S	directionaldrilling@gmail.com		
31 - Earthwork	316329.13 - Drilling	Long's Directional Boring	Bob	Long	longsdirectionalboring@yahoo.com	Norco	CA
31 - Earthwork	316329.13 - Drilling	Northern Directional drilling	Tommy	Demus	tommy@northerndirectional.com		
31 - Earthwork	316329.13 - Drilling	Ventura Directional Drilling	John	Fields	John@venturadrilling.com	Ventura	AL
31 - Earthwork	316329.13 - Drilling	California Boring	Tyler	Hangen	tyler@calboring.com	Anaheim	CA
32 - Exterior Improvements	323100 - Chain Link Fence	FenceCorp, Inc.	Robert	Van Hoose	r.vanhoose@fencecorp.us	Sacramento	CA
32 - Exterior Improvements	323100 - Chain Link Fence	JR Fencing	John	J	john@jrfencing.com		
32 - Exterior Improvements	323100 - Chain Link Fence	Midstate Barrier, Inc.	Dan	Nicholas	dnicholas@midstatebarrier.com		
32 - Exterior Improvements	323100 - Chain Link Fence	Oliveira Fence Inc	Valrie	V	valerie@oliveirafenceinc.com		
32 - Exterior Improvements	323100 - Chain Link Fence	Ranch Fence Inc.	Jarrold	Twiss	jarrold@ranchfenceonline.com	Mariposa	CA
32 - Exterior Improvements	323100 - Chain Link Fence	Interstate Fence Company, Inc.	Willie	Gamboa	wgamboa@interstatefenceco.com	San Jose	CA
32 - Exterior Improvements	323100 - Chain Link Fence	Interstate Fence Company, Inc.	steve	sordello	ssordello@interstatefenceco.com	San Jose	CA
33 - Sewer Line	330005.000 - Pipeline Supplier	California Boring	Tyler	Hangen	tyler@calboring.com	Anaheim	CA
33 - Sewer Line	330005.000 - Pipeline Supplier	Ferguson Waterworks	MATTHEW	KRISTE	matt.kriste@ferguson.com	SANTA ANA	CA
33 - Sewer Line	330005.000 - Pipeline Supplier	H.D. Supply Waterworks	Chase	Stallings	chase.stallings@coreandmain.com		
33 - Sewer Line	330005.000 - Pipeline Supplier	Northern Directional drilling	Tommy	Demus	tommy@northerndirectional.com		
33 - Sewer Line	330005.000 - Pipeline Supplier	Precision Directional Boring, Inc.	Eric	Hanson	ehanson@precisionbore.com	Templeton	CA
33 - Sewer Line	330005.000 - Pipeline Supplier	The HDD Company	Larry	Bertolucci	lbertolucci@crossinggroup.com	Cameron Park, CA	CA
33 - Sewer Line	330005.000 - Pipeline Supplier	The R & B Company	Rory	Gamblin	rgamblin@rbcompany.com		
33 - Sewer Line	330005.000 - Pipeline Supplier	Ventura Directional Drilling	John	Fields	John@venturadrilling.com	Ventura	AL
Unassigned	Unassigned	Core& Main	Dave	Arthurs	david.arthurs@coreandmain.com		
Unassigned	Unassigned	Interstate Fence Company, Inc.	Jason	Shemasek	j.shemasek@interstatefenceco.com	San Jose	CA
Unassigned	Unassigned	MMG	Reza	Afshar	reza_afshar@hotmail.com	San Dimas	CA
Unassigned	Unassigned	Ninyo & Moore (San Jose)	Tim	Sneddon	tsneddon@ninyoandmoore.com		
Unassigned	Unassigned	Precision Directional Boring	Aaron	Corso	acorso@precisionbore.com	San Ramon	CA
Unassigned	Unassigned	SAN JOAQUIN ELECTRIC	Jared	Johnson	jared@sanjoaquinelectric.com		
Unassigned	Unassigned	Signet	Raj	Prakash	rprakash@signettesting.com		
Unassigned	Unassigned	Soil Survey Group	Belinda	Taluban	info@soilsurveys.net		
Unassigned	Unassigned	Stevens Ferrone and Bailey	Ken	Ferrone	kenf@sfsandb.com		
Unassigned	Unassigned	Telstar Instruments	Michael	Boertje	mb@telstarinc.com	Concord	CA
Unassigned	Unassigned	R & B Comapny	Mike	Jones	mjones@rbcompany.com		
Unassigned	Unassigned	Rasmussen land Surveying Inc	Kate	Edwards	kate@rasmussenland.com	Monterey	CA
Unassigned	Unassigned	San Joaquin Electric	Curt	DeRosia	curt@sanjoaquinelectric.com	Stockton	CA
Unassigned	Unassigned	T&D Services, Inc.	Tom	Van Dyke	info@trenchless.biz	Murrieta	CA
Unassigned	Unassigned	The HDD Company, Inc.	Michael	Corey	mcorey@crossinggroup.com	El Dorado Hills	CA





# 19130 - Slant Well Intake System - Monterey

Phone	Invite Status	Bidder Activity	Standing	Call Notes	Post-Bid Status
(916) 646-1999	Invited	None	Will Bid		Not Set
(909) 548-4992	Invited	Level 2	No Response		Not Set
(661) 847-8547	Invited	Level 2	No Response		Not Set
(209) 952-9980	Invited	Level 2	Will Bid		Not Set
(916) 922-1139	Invited	None	Won't Bid		Not Set
(909) 350-8940	Invited	None	No Response		Not Set
	Invited	None	No Response		Not Set
(951) 817-0111	Invited	None	No Response		Not Set
(925) 822-8880	Invited	Level 2	No Response		Not Set
(805) 642-5000	Invited	Level 2	No Response		Not Set
(714) 632-1596	Invited	Level 2	Won't Bid		Not Set
(916) 388-0887	Invited	Level 2	No Response		Not Set
	Invited	None	No Response		Not Set
	Invited	None	No Response		Not Set
(408) 727-3811	Invited	None	No Response		Not Set
(209) 966-5914	Invited	None	No Response		Not Set
(408) 532-9700	Invited	Level 2	Will Bid		Not Set
(408) 532-9700	Invited	Level 2	Will Bid		Not Set
(714) 632-1596	Invited	Level 2	No Response		Not Set
(951) 903-3631	Invited	None	No Response		Not Set
(951) 657-6580	Invited	Level 2	No Response		Not Set
(925) 822-8880	Invited	Level 2	No Response		Not Set
(888) 834-9376	Invited	Level 2	No Response		Not Set
(530) 676-5705	Invited	Level 2	No Response		Not Set
(650) 366-3833	Invited	Level 2	No Response		Not Set
(805) 642-5000	Invited	Level 2	No Response		Not Set
	Referred	Level 2	No Response		Not Set
(408) 532-9700	Invited	Level 2	No Response		Not Set
(626) 325-7025	Invited	None	No Response		Not Set
(408) 438-9000	Invited	None	No Response		Not Set
(415) 206-9050	Referred	Level 2	No Response		Not Set
	Referred	Level 2	No Response		Not Set
	Invited	None	No Response		Not Set
(831) 757-2172	Invited	Level 2	No Response		Not Set
(925) 688-1001	Invited	None	No Response		Not Set
(925) 671-2888	Referred	Level 2	No Response		Not Set
	Invited	None	Will Bid		Not Set
(831) 375-7240	Invited	Level 2	Will Bid		Not Set
(209) 952-9980	Referred	Level 2	Will Bid		Not Set
(951) 304-1190	Referred	Level 2	Will Bid		Not Set
(530) 676-5705	Referred	Level 2	Will Bid		Not Set



**TECHNICAL PROPOSAL**

HHCI understands that CAWC’s Slant Well Intake System – Civil Work Project is a component of the Monterey Peninsula Water Supply Project (MPWSP), which involves the replacement of a significant portion of the existing water supply from the Carmel River, as directed by the State Water Resources Control Board (“SWRCB”). This three-pronged approach to replace the water supply reductions will consist of: (1) desalination, (2) groundwater replenishment (“GWR”), and (3) aquifer storage and recovery (“ASR”). This project will procure the intake system for the MPWSP source water slant wells. In addition, the Project will include site grading and installation of approximately 700 feet of 42-inch pipe using horizontal directional drilling along with valves and instrumentation within the CEMEX sand mining site located in the City of Marina

In addition, HHCI understands that this project is located near the ocean; therefore environmental measures must be taken to maintain stability. Such measures include attending a **Construction Worker Environmental Awareness Training and Education Program (ONSITE)**. HHCI is aware that the staging areas, equipment access routes, disposal / temporary placement shall be delineated with stakes to avoid natural resources outside the project area. Lastly, HHCI understands that any equipment and materials left overnight must be inspected before use to ensure that no special-status wildlife is affected.

In preparation for bid and proposal development, HHCI’s representative attended the site visit. Estimators have reviewed project plans, specifications, and subsequent amendments, conducted 7 proposal development strategy meetings during which the team evaluated criteria and project requirements, to devise the safest, quality-oriented, sustainable and cost-conscious project solution and sought clarifications from CAW to arrive at its proposal offering.

The project encompasses the following scope of work:

Task	Contributions of Various Disciplines Participating
<p><b>Long Lead Items</b></p>	<p>HHCI has identified the following <b>long lead items</b>:</p> <ul style="list-style-type: none"> <li>▪ Switchgear</li> <li>▪ Transformers</li> <li>▪ Surge Tanks</li> <li>▪ Electrical Enclosures</li> <li>▪ Gate / Butterfly / Check Valves</li> <li>▪ Precast Vaults</li> <li>▪ Electrical and Instrument/Components</li> </ul> <p>HHCI will prioritize <b>equipment review submittals</b> and <b>procurement tasks</b> for these items on the project schedule.</p>
<p><b>Equipment List</b></p>	<ul style="list-style-type: none"> <li>▪ Excavator</li> <li>▪ Backhoe</li> <li>▪ Backhoe with compaction wheel</li> <li>▪ Loaders</li> <li>▪ Rollers</li> <li>▪ Water Trucks</li> <li>▪ Crew Truck</li> <li>▪ Bobcat with Small Cold Planer</li> </ul>



	<ul style="list-style-type: none"> <li>▪ Water Pump</li> <li>▪ Generator</li> <li>▪ Compressor</li> </ul>
<b>Pipeline Production Rates</b>	<ul style="list-style-type: none"> <li>▪ HDD 36” FPVC – From Station 30+20 to Station 37+20 - 26 days including fusing</li> <li>▪ Open Cut 30” and 36” PVC – From Stations 10+00 to Station 30+20 – 80 LF/ day average Production</li> <li>▪ Open Cut 12” Line – From 30” Mainline to the Well Sites: 110 LF/ day average Production</li> </ul>
<b>AIS Materials List</b>	<ul style="list-style-type: none"> <li>▪ Epoxy Coated Reinforcing Steel – \$20,500.00</li> <li>▪ Ductile Iron Fitting/Valves - \$685,000.00</li> <li>▪ Surge Tanks - \$245,000.00</li> </ul>
<b>Project Critical Submittals</b>	<p>Prior to mobilization, HHCI will submit for approval the list of <b>required submittals</b> as specified in the RFP:</p> <ul style="list-style-type: none"> <li>▪ Electrical Enclosure</li> <li>▪ Electrical and Instrument Components</li> <li>▪ Surge Tanks</li> <li>▪ Precast Vaults</li> <li>▪ Traffic Control Plan</li> <li>▪ Pipes and Fittings</li> <li>▪ Rebar Submittal</li> <li>▪ Ready Mix Concrete</li> <li>▪ Rip Rap Submittal</li> <li>▪ Fence and Gate Submittal</li> <li>▪ HDD Operation Plan</li> <li>▪ Antenna</li> <li>▪ Site Logistic Plan</li> <li>▪ Site Specific Health &amp; Safety Plan</li> <li>▪ Sandfill</li> <li>▪ Traffic Control Plan</li> </ul> <p>HHCI will review all submittals for <b>accuracy, completeness, and compliance with contract requirements via its quality control process</b>, and will indicate approvals on each submittal, as evidence of such coordination and review.</p>



<p><b>Mobilization</b></p>	<p>After the award of the project and NTP, HHCI will start the process of materials' submittals and other required project requirements as follows:</p> <ul style="list-style-type: none"> <li>▪ Project Manager and Superintendent will visit the site to plan the lay down area requirements and storage area also to survey work area for access and limitations</li> <li>▪ HHCI will request a pre-construction meeting (kick-off meeting) to discuss <b>materials' submittals; lay down area, jobsite requirements, contractor and subcontractor badging</b>, and other project requirements including jobsite security</li> <li>▪ Submit materials' submittals</li> <li>▪ Obtain necessary approvals.</li> <li>▪ Mobilization</li> <li>▪ Site Layout</li> </ul> <p><b>Self-Performance: HHCI to self-perform mobilization activities to assure <u>safe mitigation</u> of construction impacts on surrounding facilities/area.</b></p>
<p><b>Proposed Staging Areas</b></p>	<ul style="list-style-type: none"> <li>▪ HDD – Near the Entry Pit, HHCI will have an area designated and fenced off for HDD operations including material storage. All equipment will be kept in the staging area. The staging areas will be equipped with water tanker/storage, generator.</li> <li>▪ Open Trench – We anticipate that this project requires at least 2 laydown areas. Pipes as required will be delivered and laid along the trench ready to be installed. Sand Material for bedding will be delivered and stockpiled on a daily basis and on an as needed basis.</li> </ul>
<p><b>Construction Approach</b></p>	<p>After the award of contract and before the kick-off meeting, HHCI's management team will visit the site and meet with the CAW Operations Manager to get familiar with the site conditions, Cemex's operations and other site requirements.</p> <p>During the visit, HHCI will also confirm the location of the laydown area, rules for Cemex's site access, Site Specific Safety Plan requirements, material delivery schedules, confirm daily work hours and the scope of work. Also, we will discuss the sequence of work to minimize disruption to Cemex's operations to the fullest practical extent.</p> <p>HHCI will also contact Well Drilling Contractor, Boart Longyear (BLY) to discuss their schedule in order to better coordinate HHCI's work schedule. We understand that BLY will be drilling a total of 6 wells and in a telephone conversation with one of their managers recently, we were told that it would take roughly 3 months to complete each well. Based on this information, HHCI will be able to complete the project on schedule as follows:</p> <ul style="list-style-type: none"> <li>▪ Begin Developing Submittals for Owner's approval.</li> <li>▪ Complete MSHA training</li> <li>▪ Mobilize and Set Up Laydown Area</li> <li>▪ Cemex onsite training</li> <li>▪ Environmental Awareness Training and education</li> <li>▪ Install Construction Area Signs/ Traffic Control</li> <li>▪ Install BMPs and Erosion Control Devices including any environmental measures necessary due to site proximity to ocean waters</li> <li>▪ Pothole to locate exiting utilities</li> </ul>



	<ul style="list-style-type: none"><li>▪ Perform Construction Staking</li><li>▪ Perform initial site grading and construct access road to Well Sites before BLY mobilization</li><li>▪ Excavate for HDD pits and install shoring for 36” fusible PVC pipe</li><li>▪ Install 36” HDD fusible PVC pipe</li><li>▪ Backfill pits</li><li>▪ Install 30” and 36” PVC Mainline to Well Sites by open cut method and connect to existing pipe that is to be installed by others</li><li>▪ Perform Pressure and Disinfections tests (to be done for every 1,000 LF of pipe installed)</li><li>▪ Install Electrical Conduits/ Pull Boxes to Well Sites #1-5</li><li>▪ Install Precast Concrete Vault and Mechanical Pipe and Fittings for Well Site #1</li><li>▪ Install Concrete Pad for Electrical Enclosure for Well Site #1</li><li>▪ Excavate and install Rip Rap for Pump-to-Waste Basin at Well Site #1</li><li>▪ Install Electrical Enclosure including Electrical/Controls at Well Site #1</li><li>▪ Install Yard Piping (6” and 12”) at Well Site #1</li><li>▪ Install Concrete Pad for Surge Tank #1</li><li>▪ Install all Electrical Conduits/Components at well Site #1</li><li>▪ Install Surge Tank #1</li><li>▪ Install Chain Link Fence and Gates Well Site #1</li><li>▪ Perform Startup and Testing of new System at Well Site #1</li><li>▪ Demobilize and wait until BLY has completed the wells drilling of Site #2</li><li>▪ Remobilize and begin construction at Well Site #2</li><li>▪ Complete any training if necessary</li><li>▪ Install Precast Concrete Vaults and Mechanical Pipe and Fittings for Well Site #2</li><li>▪ Install Concrete Pad for Electrical Enclosure for Well Site #2</li><li>▪ Excavate and install Rip Rap for Pump-to-Waste Basin at Well Site #2</li><li>▪ Install Electrical Enclosure including Electrical/Controls at Well Site #2</li><li>▪ Install Yard Piping (6”, 12” and 18”) at Well Site #2</li><li>▪ Install all Electrical Conduits/Components at well Site #2</li><li>▪ Install Chain Link Fence and Gates</li><li>▪ Perform Startup and Testing of new System at Well Site #2</li><li>▪ Repeat Well Site #2 work sequence listed above for Well Site #s 3-5</li><li>▪ Installation of Surge Tank #2 can begin during or after the completion of Well Site #4.</li><li>▪ Perform Final Site Grading</li><li>▪ Prepare Project As-Built Drawings</li><li>▪ Submit O&amp;M Manuals and conduct any training that CAW requires</li></ul> <p><i>HHCI can mobilize and perform all civil work pertaining to Well Site #1 concurrently with BLY drilling at Well Site #2.</i></p> <p>For detailed construction activities and phasing for each area, including the <b>pipeline production rates</b>, please refer to the enclosed <b>CPM schedule</b>.</p>
--	---



	<b>Self-Performance: HHCI to self-perform key areas (depending upon subcontractor price competitiveness) to assure the highest quality level.</b>
<b>Clarifications</b>	<ul style="list-style-type: none"> <li>▪ This project has been bid as prevailing wage</li> <li>▪ HHCI will obtain the necessary permits for Mine Safety and Health Administration (MSHA)</li> <li>▪ HHCI will check in daily at the CEMEX office</li> <li>▪ While driving on CEMEX site, HHCI will maintain speed limit of 15mph or less</li> <li>▪ HHCI has provided a CD with the requested O&amp;M Manual</li> <li>▪ In the event that the project is delayed due to unforeseen circumstances beyond the contractor’s control, HHCI will work off of the producer index as the preferred escalation index</li> <li>▪ HHCI will take measure to control and maintain dust, as needed</li> <li>▪ HHCI will comply with all requirements as listed in the RFP Supplemental General Conditions, Section 3 <i>Environmental Mitigation Measure Requirements</i></li> <li>▪ HHCI will pull all permits necessary for the project, however, the cost of permits to be reimbursed by CAWC.</li> </ul>
<b>Proposed Working Hours</b>	Unless otherwise authorized by CAWC, HHCI’s Project Delivery Team will work a regular schedule of <b>Monday through Friday, 8 hours per day, or Monday through Thursday, 10 hours per day</b> (during summer hours), per approval by CAWC. However, to maintain the schedule and meet the project completion milestones, HHCI is prepared to work <b>Monday thru Sunday</b> (if necessary).
<b>Testing and Commissioning</b>	After review, HHCI will follow the acceptance test plan provided by Telstar Instruments. Following the technical proposal, please refer to Telstar Instruments’ report for full details of the acceptance test plan.
<b>FRAC-Out Plan</b>	The FRAC-Out plan provided in this proposal is to be viewed as a sample. HHCI agrees with the information provided on the plan, and believes it is the most accurate; however, the subcontractor whom provided the information may not be the subcontractor selected for this project. In order to meet proposal requirements, HHCI found it necessary to include the best FRAC-Out plan received.
<b>Exclusion</b>	HHCI has the following exclusions <ul style="list-style-type: none"> <li>▪ Handling and Disposal of Hazardous Materials</li> <li>▪ In the absence of a Soils Report, we have assumed that the subsurface soils are stable and there is no possibility of cave-ins, no rock present and water table is low enough that there is no need for dewatering during trenching.</li> <li>▪ Pumps - Specification Section 15130</li> <li>▪ Pump Motors - Specification Section 16040</li> <li>▪ Fiber Optic Cable System</li> </ul>



<b>Close Out</b>	<p>For the close-out phase, HHCI will perform <b>final inspection, punch list, commissioning coordination, and demobilization.</b></p> <p>Final Close Out operations will include the following areas/documents:</p> <ul style="list-style-type: none"> <li>▪ Four (4) hard copies and electronic copies on CD of O&amp;M Manuals</li> <li>▪ Final Completion Paperwork</li> <li>▪ Punch List</li> <li>▪ Submittals</li> <li>▪ Inspection Certificates</li> <li>▪ As-Built Drawings &amp; Specs to include Red-Lines</li> <li>▪ Warranties</li> <li>▪ Operating &amp; Maintenance Data</li> <li>▪ Accepted Shop Drawings &amp; Samples</li> <li>▪ Other Modifications to Contract</li> <li>▪ Field Test Records</li> <li>▪ Demonstrations/Training</li> <li>▪ Equipment Service &amp; Maintenance</li> <li>▪ Project Record Documents</li> <li>▪ Final Application for Payment</li> </ul>
------------------	---

HHCI currently has a strong local presence within the Monterey County. With a handful of jobs operating throughout the greater Central California and Central Coast, HHCI is able to utilize central California resources to support the **Slant Well Intake System – Civil Work** project. HHCI is currently in the process of obtaining its 3rd office in the Monterey / Salinas region in order to have more accessible labor and equipment to provide to our clients. With local resources near the area, HHCI is able to respond to any required work 24 hours of the day and is able to provide any warranty work as needed. With these key factors, HHCI is prepared to mobilize at a moment’s notice.

For successful execution of the **Slant Well Intake System – Civil Work**, HHCI will employ its vast resources including:

- An experienced Project Delivery Team, specifically selected from over **182+ team members**, possessing relevant experience, especially in new building construction.
- Over **\$13.7M** in owned, operated, maintained, and CARB-compliant heavy equipment
- Multiple **in-house** crews, with current **safety protocol expertise**, and **safety training**.
- **Experienced, pre-qualified, and vetted** subcontractors and suppliers

The HHCI Project Delivery Team **stands ready to deliver** this complex and challenging project!

### How HHCI Creates Project-Site Safety Culture

Along with the standard requirements for Safety Programs (Site Safety Plan, AHA, APP, I&IPP), the following bullet points describe HHCI’s methods to establish a **project-site safety culture**:

- **Subcontractor Participation in Health & Safety Areas:** Project health and safety aspects are reviewed and approved by **qualified** subcontractor personnel. **Tier 1 and 2 Subcontractors** are required to prepare **Site Specific Safety Plans** and **AHA’s**. HHCI performs safety preparatory meetings with **Subcontractor Foreman and safety representatives** before work begins. SSHO’s and Subcontractors perform **on-site inspections** to ensure Health and Safety Program implementation and attend safety tailgate meetings.
- **Subcontractor Collaboration:** **1st & 2nd Tier subcontractors collaborate** with HHCI during **work plan, safety plan, quality control plan, and schedule creation** to develop safety strategies and activity sequencing that supports safe operations.





- **Authority to Stop Work Program:** Any project delivery team member can **stop work** if there is an **unsafe condition**. Team members carry a laminated card that states: **AUTHORITY TO STOP WORK**, with team member’s name inserted in the following statement: *I, (insert name), am authorized by HHCI to stop work if any unsafe conditions are present or any unsafe practices are being used.*
- **Buddy System:** Employment of the **buddy system** to help team members perform work functions in a safer manner and as a “spotter” on site to act as a second pair of eyes.
- **Subcontract Safety Clause:** As part of its subcontract documents, HHCI requires “Maintenance of Safety” as a **team contractual obligation** for all HHCI subcontractor team members.
- **Equipment/Tools Inspection Checklist and O&M Manuals:** **Equipment readiness** is inspected prior to being put in service, including submission of a checklist. Equipment/tools are inspected for frayed cords, faulty safety mechanisms, tire condition, and maintenance issues. **Operational manuals** for equipment and **SDS Sheets** are onsite for reference.
- **Free Safety Training & Consultation:** Provided to subcontractor team members by HHCI Corporate Safety Officer, an **OSHA 500 trained and certified safety professional**.
- **Verification:** HHCI’s Site Safety Mgr. **verifies safe operations** for subcontracted work, and the Corporate Safety Officer **spot checks** job sites semi-regularly, along with **scheduled visits** and **onsite training**.
- **Accident Reporting:** Subcontractors are required to **report all accidents, exposures, or near misses** to HHCI Site Safety Officer and Corporate Safety Officer for documentation and mitigation strategies.
- **Safety Committee:** The Corporate Safety Officer, Operations Managers, PMs, SSHOs, Superintendents, Crew, and Office Staff attend Safety Committee meetings to: update corporate-wide safety programs, procedures, and reports; review staff and subcontractor safety performance; and create safety innovations.
- **SSHO Monitoring & Safety Orientation:** SSHO inspects subcontractor’s licenses, certificates, ability to perform duties, and equipment. **Safety orientations/tailboards** are conducted before work begins.
- Safety adherence is a “**Condition of Employment**” for all HHCI team members
- HHCI team members’ **annual performance review** includes a safety component that HHCI’s employees are measured against before earning bonus, wage or salary increases
- **Zero-tolerance drug testing**, conducted by **certified drug testing agencies**

**Safety Accomplishments**

Demonstrating HHCI’s **safety accomplishments**, HHCI has achieved **24 Navy Safety STAR Awards**, and **Associated Builders & Contractors (ABC)** certifications for: (1) **STEP Gold Level Safety Program**, which benchmarks HHCI’s Safety Program and Safety Record as **exceeding industry standards** and **performance averages**, and (2) **Accredited Quality Contractor**, for the firm’s exceptional operational, safety, and community standards.



**STAR Safety Award**



**ABC STEP Certificate**



**ABC AQC Certificate**



Hal Hays Construction, Inc. also had the privilege of accepting **American Water’s 2019 National Safe Contractor of the Year** award. Nominated by **California American Water Company (CAWC)**, HHCI was competing against contractors from American Water’s other subsidiary companies throughout the United States and Canada.

HHCI has partnered with CAWC for several projects throughout California. The nature of the work completed by HHCI’s team is statistically some of the most dangerous work within the construction industry. As general contractor, HHCI is honored to shine light in the serious measures they take when working underground construction – in addition to other trades HHCI is involved in.

In addition, HHCI utilizes the following tools in support of safe operations:

- HHCI pledged its support and is signatory to the **Construction Coalition for a Drug- and Alcohol-Free Workplace**, to eliminate substance abuse-related incidences in the workplace.
- **Pre-employment drug testing and physicals** by **US HealthWorks** and **Concentra**, including rapid 5 panel drug test, basic physical (vitals, Snellen eye test, and audiogram), and physical abilities test. For our drivers HHCI participates in the **Department of Transportation** program for random drug testing. Also, if we have reasonable suspicion or an accident occurs, HHCI sends employees for drug and/or breath/alcohol testing.
- **E-Verify System:** All HHCI employees are electronically verified by the **Department of Homeland Security** to confirm their identity and eligibility to work in the United States.

### Staff Training & Qualification Program

HHCI understands that safety is of utmost importance when it comes to completing this project. During the duration of this project, HHCI will work diligently to ensure that safety policies are maintained and will provide the necessary training and certifications in order to maintain compliance. The following trainings that will be completed include:

- **Mine Safety and Health Administration (MSHA)**
- **Safety Training by CEMEX**
- **Environmental Awareness**

In addition, HHCI will maintain a “green flag” status on Avetta to assure CAWC’s regulation and policies are being met.

HHCI’s **human resource strategic plan** establishes the framework for qualified candidates, and defines staff qualifications, education levels, years of experience, safety certifications, quality control certifications, and environmental hazards training, among numerous areas, for HHCI project team positions. The plan also includes long-range planning, including succession planning, to ensure the workforce has the necessary skills and qualifications to perform the required functions for HHCI’s future growth. As a benefit of employment, HHCI also contributes to a team members’ education and training by providing **educational scholarships** for all relevant certifications, undergraduate degrees, EIT coursework and industry accreditations.

As a long term military contractor, HHCI utilized the **mandatory contractual** requirements to establish entry, mid, and senior level ranges. In addition, HHCI incorporates **our clients’ specific staffing qualification requirements**, to assure the firm provides qualified personnel for the size and complexity of the projects to be executed by the team.



HHCI's **Human Resource Information system** collects and maintains information to ensure effective management of HHCI's workforce. Specific data collected include (not all inclusive):

- Education levels (proof documents)
- Training certifications (Quality Control, Safety, Estimating, LEED, etc.)
- Length of service and documented industry years of experience
- Legal verifications (i.e., e-Verify, drug testing, fitness test, background checks, reference verification)
- Supporting documentation for skills currency, skills training, and specific client related directives (i.e. for work in: secured/access control areas; energized infrastructure , sensitive environmental areas)
- Project portfolio (relevant experience levels, project type, facility function)

**How Training Process & Qualifications Implemented & Managed**

Executive Leadership implements policies on the development, selection, assignment, and management of project team members. **Supervisory** and **on-site employees** receive formal training, such as:

- Initial training for **all new employees** upon hiring.
- Ongoing, mandatory management training through **“HHCI Saturday Project Managers Training Program”**
- **Associated General Contractors** conducted training programs
- 1 on 1 hands-on training for **SAGE MasterBuilder system**
- Employees are trained **prior to assignment** involving new substances, new processes, new procedures or new equipment, with frequent refresher courses
- Supervisors are trained on hazards and safe practices in their area of responsibility.
- Training includes general area safety, and the potential occupational safety and health hazards and the Code of Safe Work Practices for the area.
- Refresher training is provided during **quarterly safety meetings** or any process/operational change.
- Sample topics include (not all-inclusive listing due to space limitations):

Sample Topics				
▪ ACOE Contractors Quality Mgmt for Contractors Cert.	▪ NAVFAC CQC Mgmt. for Contractors Cert.	▪ Click Safety-Excavation, Trenching, Flagging	▪ Lead Abatement Supervisor Training	▪ Primavera Project Planning
▪ Forklift Certified	▪ Confined Space Certified	▪ Flagger Certified	▪ EM 385-1-1	▪ Aerial Lifts
▪ Scaffolding	▪ PPE	▪ 10 hour OSHA Certified	▪ 30 hour OSHA Certified	▪ First Aid Training
▪ Subcontracts	▪ Procurement Process	▪ Daily Reporting	▪ HHCI IT network	▪ Estimation Systems
▪ Fall Protection	▪ ECATTS Training	▪ CPR /AED Training	▪ Harassment Training	▪ Confined Space Cert.

In addition, the Site Safety and Health Officer will provide and document **site-specific orientation training** during the **project kickoff meeting** and whenever new workers arrive on site. This training will address the IIPP, Site Specific Safety Manual, and all health and safety requirements and procedures pertinent to site operations. Attendance at **weekly tailgate safety meetings** is mandatory for employees and subcontractors.



Phone (949) 486-7900 • Fax (949) 486-7950  
2415 Campus Drive, Suite 200 • Irvine, CA 92612  
www.patrisk.com • Lic.No. 0K07568

November 13, 2018

Re: Experience Modification Rate  
Policy Expiration: 11/1/2019

To Whom It May Concern:

Please allow this letter to serve as verification for the Experience Modification Rate for Hal Hays Construction, Inc. Their XMOD for the past THREE years is as follows:

Year	XMOD
2018	1.07
2017	1.00
2016	<u>.76</u>
Three Year Average:	0.94

If you have any questions regarding this matter, please contact our office.

Sincerely,

A handwritten signature in blue ink, appearing to read "David S. Jacobson".

David S. Jacobson  
CEO



EL DORADO HILLS | OFFICE Suite 210,  
4525 Serrano Parkway, El Dorado Hills, CA USA 95762  
MAIN 530 676 5705 | [CROSSINGGROUP.COM](http://CROSSINGGROUP.COM)

# California American Water Company Monterey Peninsula Water Supply Project Slant Well Intake System

## The HDD Company Inadvertent Drilling Fluid Release Plan

### Introduction

The HDD Company's drilling superintendent, drilling crew, and mud system technician are the first line of defense in IDFR prevention. The crew clearly understands the importance of circulation at all times for every directional drilling project that we undertake. Drilling fluid is monitored by (a) the drilling crew at the bore pit location, (b) the mud system technician at the Solids Control Unit/Tank, and (c) the trash pump operator while fluid is being pumped. The mud system technician is in constant communication with the drill rig operator. At all times during drilling, fluid levels within the Solids Control Unit/Tank are closely monitored. If at any time fluid levels within the Solids Control Unit/Tank drop noticeably, the mud technician will notify the drill rig operator. Lastly, an annular pressure sub will be used to monitor annular pressures in real time during the pilot-hole drilling.

In the event that annular pressures climb to unacceptable limits, fluid loss becomes anything more than the calculated hole volume, or a noticeable circulation flow reduction becomes visible at the entry or exit pits, the mud pumping will be stopped. The drill string will be "tripped out" of the hole while rotating the bent housing which will help clean the annulus to relieve pressure and restore circulation. If this does not achieve the desired results, the hole will be enlarged by forward reaming. The process is started at the bore entry and repeated until full circulation is regained. Once circulation has been regained, the pilot hole drilling will be resumed. This process may need to be repeated until the pilot hole has reached or neared the exit location.

Should fluid loss become a significant issue and the measures as outlined above become exhausted, The HDD Company would consider an approved loss of circulation material (LCM), grout or kick out of the existing bore hole, and redirect the bore path away from the loss circulation zone. The plan for this would be submitted and discussed before being approved or implemented.

In the unlikely event that there is an IDFR at surface, The HDD Company has included the following plan; only applicable and approved equipment will be used to contain or clean-up any drilling fluids should it inadvertently surface at ground level.

### Plan Objectives

- Minimize the potential for IDFRs.
- Provide the timely detection of any IDFRs that could enter or otherwise compromise or impact any sensitive cultural, environmental, or biological resources, surface facilities, or features.
- Facilitate notification of all appropriate agencies immediately and document of any incident.
- Facilitate proper response, containment, and cleanup in the event that an IDFR occurs.

### Responsibilities

- Monitoring for hydraulic pressures during the performance of the work.
- Minimize potential for IDFRs.
- Detection of any IDFRs at surface
- Containment of the IDFRs.
- Cleanup of the IDFRs.
- Documentation of the IDFRs.
- Notification of IDFRs to the permitting agencies and stakeholders as directed.

### Pre-Construction IDFR Prevention

IDFR prevention begins well before the mobilization of the drilling equipment to the project site. To this end, The HDD Company employs skilled, competent workers who are familiar with HDD construction, have performed many crossings of multiple complexities, and are well versed in monitoring for IDFRs and the warning signs that are often precursors to IDFRs.

Drilling fluids will predominantly consist of water and bentonite clay. MSDS for all drilling fluids will accompany this plan. It is not anticipated that any other additives will be necessary to safely accomplish this crossing; if it is determined that some would be beneficial, however, MSDS will be submitted prior to their use. Loss of Circulation Material (LCM) *may* be used in case of an IDFR or loss of circulation but has generally been found to be ineffective in most alluvial formations. MSDS for LCM will be submitted if needed.

The basic drilling fluid properties of concern include:

- Viscosity
- Fluid density
- Sand (solids) content
- Mud weight

The HDD Company maintains drilling fluid monitoring equipment on site – and crew members who are proficient in their use – to evaluate fluid properties and adjust fluid



quality as necessary during drilling operations. Adjustments of the basic drilling fluid properties may be desired in certain circumstances to match actual soil types in order to achieve a more stable borehole, improve cuttings return, and reduce the IDFR potential during difficult drilling circumstances. Pump pressures will be monitored continuously with the use of a pump pressure gauge located on the driller's console. This pressure is commonly referred to as "standpipe pressure" and reflects the pressure through the mud pump(s), surface plumbing, drill pipe, and across the jet nozzle(s) in the drill bit. In addition, an annular pressure sub will provide the driller and steering technician annular pressures in real time that are automatically logged as pilot hole drilling takes place. Standpipe pressures will be logged for each joint drilled in the "Driller's Log". The amount of standpipe pressure generated is determined by how much pressure is required to hydraulically erode the formation, using a "jetting bottom hole assembly" or turning the rotor section of a mud motor. Standpipe pressure may increase or decrease depending on the strength of the formation being drilled at any given time, but it is anticipated that pressures between 150 psi and 550 psi may be required for "jetting" these crossings. If a mud motor becomes necessary, anticipated mud pressures would range from 300-500 psi.

### **Project Site Monitoring**

Project site monitoring includes the primary HDD good practices necessary to minimize IDFR potential. The monitoring schedule proposed for the start of the project is summarized in *Attachment A*. Frequency may be increased or decreased depending on the conditions and phase of the work (e.g., increased monitoring during a period of lost circulation, reduced monitoring when HDD activities have been demonstrated to consistently produce anticipated results).

### **Loss of Fluid Recovery**

Good HDD practices dictate monitoring fluid recovery during the progression of work. In many cases, the loss or sudden changes of fluid recovery provide an early indication that down-hole conditions may be susceptible to an IDFR. Fluid recovery is therefore monitored on a continuous or near-continuous basis.

A plugged bore-hole annulus or a major formation fracture can lead to partial or full loss of drilling fluid circulation. It is possible to monitor fluid loss by watching for significant differences between the fluid rate being pumped down-hole and the rate of returns flowing into the surface containment pits. The presence of back pressure in the drill pipe when unscrewing from the down-hole work string is a warning sign of a plugged annulus. In accordance with the plan, The HDD Company will monitor the drilling fluid pump rate, the solids control tank level, the rate of drilling fluid returns to the containment pits, the annular pressure, and the back pressures as identified in *Attachment A*. As drilling progresses, the driller will be kept aware if back pressure is present or high volumes of drilling fluid are being lost down-hole, taking into consideration ground conditions and the volume of fluid needed to fill the new hole being drilled. Should the driller feel that fluid circulation is slowing or is about to stop, or back pressure in the string is present, he will immediately implement the following procedures:



1. Temporarily cease drilling operations and shut off the mud pumps.
2. Dispatch observers to inspect the area between the entry point and the bit along the bore alignment for evidence of drilling fluid on the ground surface.
3. If drilling fluids are not seen on the ground surface or in the water, the mud pumps will be started and volumes will be gradually increased as the drill pipe is pulled back, rotating the drill string to wipe the bore-hole annulus and encourage flow.
4. If annular flow is still not gained after steps 1-3 above, then a ten joint trip out of the hole (TOOH) will be initiated. Once flow is regained, the drill pipe would be tripped back to the bottom of the hole and drilling will be resumed.
5. Should steps 1-4 above not restore circulation, then a complete joint trip out of the hole will be necessary. Once the bit reaches the surface, it will be removed and replaced with a reamer and “bull nose” to ream the hole to its terminus. Opening the hole with a larger reamer relieves the annular pressure in the hole by creating a larger annulus for fluids to flow through, in addition to eliminating any blockages/solids bridges that may have occurred in the pilot hole.
6. Consideration will be given to drilling a relief well over the top of the drill path and intersecting it. This relief well will be located at a strategic point along the drill path where it is at an optimal distance and does not impact the surrounding environment.

Depending on the success of these procedures, the properties of the drilling fluid may be altered. Observers will continuously monitor the area for IDFRs as long as the mud pumps remain on.

When circulation is re-established, drilling will proceed as usual and monitoring for IDFRs will become more routine as long as circulation is maintained.

Typically, losses of circulation have the highest probability of occurring while the pilot hole is being drilled. This is due to the smaller bore-hole annulus and the relatively large amount of cuttings being carried in the drilling fluids. Often times in the course of drilling the pilot hole, circulation may be temporarily lost as the pilot bit is advanced through more permeable sections of the formation and fluid pressures are at a maximum. Under these circumstances, the loss of fluid circulation alone may be temporary. As the pilot bit advances beyond the zone of lost circulation, fluid pressure may return to normal and circulation within the borehole may be re-established.

## **IDFR Response**

- A.** If IDFRs are observed on the ground surface or at a location other than the bore containment pits, the following procedures will be immediately implemented.
  1. Cease drilling operations
  2. Pull drilling string off bottom to relieve pressures.
  3. Notify all required parties as outlined in *Attachment B*.
  4. Document the event with photographs.
  5. Enter site in the presence of all approved, involved parties.

6. Identify and locate sensitive resources on site.
7. If the IDFR occurs on land, contain the drilling fluid with sand or gravel bags, straw bales, and/or wattles.
8. Remove contained drilling fluids by hand or other approved methods and dispose properly.
9. Clean up affected area using brooms, shovels, equipment, etc. Backhoes, sweepers, or similar pieces of equipment are not approvable.
10. Document the cleaned-up area with photographs.
11. Adjust drilling fluid properties to inhibit flow through the fracture and wipe the hole by tripping out drill pipe.
12. After tripping the drill string back, allow the formation to “rest” for a suitable period. Continue drilling while monitoring the IDFR location and transfer fluids as necessary.
13. Forward ream the bore-hole up to the IDFR location to relieve annular pressures.
14. Continue drilling with minimum fluid.
15. Consider drilling a vertical relief well over the bore hole in order to relieve borehole pressures and encourage flow to a known source where it can be managed.
16. Notify cultural and biological resources.

**B.** If the IDFR is located in the water, a pre-made containment vessel made of steel may be placed over the point of the IDFR to contain the fluid if it is near either bank. If the IDFR is not close enough to either bank to contain, consider placing either LCM or grout in the hole and re-drilling the pilot hole at a lower elevation.

**C.** If there is a loss of circulation where flow into the sump pit is reduced or lost completely and no fluid is observed, the following procedures will be immediately implemented.

1. Stop and assess the loss of circulation.
2. Pull drill string back several joints (as little as 5 joints to as many as 20 joint or more) to swab the hole. If circulation cannot be regained, proceed to step 3 below.
3. Trip out of hole with pilot string, put on reaming device, and forward ream pilot hole to open the annular space and relieve pressure. If circulation cannot be regained, proceed to steps 4-8 below.
4. Notify all required parties as outlined in *Attachment B*.
5. Pull drill string off bottom and start slow mud pumping operations downhole to check for IDFRs on the alignment.
6. Double check for losses in the channel, 200 feet each side of centerline.
7. If no fluids are noticed, resume drilling at reduced pressures and constantly monitor along the alignment.

It should be noted that often times drill cuttings generated as a result of the drilling process will naturally bridge and subsequently seal fractures or voids in the formation as

drilling progresses, thus providing another means to re-establish losses of circulation. This is particularly likely during the reaming process as higher volumes of cuttings are generated.

### **IDFR Control Equipment**

In accordance with good HDD practices, the following IDFR containment and cleanup equipment should be present on or near the project site.

- Heavy weight sealed plastic bags filled with sand or gravel
- Splash board: three layers of heavy plastic
- Several five-gallon plastic buckets
- One wide heavy-duty push broom
- Flat blade shovels
- Silt fence, t-posts, and straw bales
- At least two ten-foot rolls of straw logs (wattles)
- Portable trash pumps with a minimum of 500 feet of discharge hose
- A minimum of one vacuum truck on site and access to more within one hour of the job site

**ATTACHMENT "A"**

***Inadvertent Drilling Fluid Return (IDFR) Monitoring Frequency***

<b>Phase</b>	<b>Item</b>	<b>Description</b>	<b>Normal Monitoring Frequency</b>	<b>Increased Monitoring Frequency</b>
Pilot Hole	A1	Annular pressure	Continuous	Continuous
	A2	Boring fluid recovery	Near continuous	Continuous
	A3	Mud properties	Every 3 hours	Every joint
	A4	HDD penetration rate	Every joint	Every joint
	A5	Pump rate and pressures	Every joint	Every joint
	A6	Fluid return volume	Continuous	Continuous
	A7	Bore path position	Every joint	Every joint
	A8	Drill path	Every 3 joints	Continuous
	A9	Mud tank level	Every joint	Continuous
Pre-Reaming	B1	Fluid recovery	Every joint	Continuous
	B2	Mud properties	Every 3 hours	Every joint
	B3	HDD penetration rate	Every joint	Every joint
	B4	Pump rate and pressures	Every joint	Every joint
	B5	Fluid return volume	Continuous	Continuous
	B6	Drill path	Every 3 joints	Continuous
	B7	Mud tank level	Every joint	Every joint
Pull Back	C1	Fluid recovery	Continuous	Continuous
	C2	Pull force	Every joint	Every joint
Other	D3	IDFR counter-measure implementation	Continuous	Continuous
Mud Recovery Equipment	E3	Spill containment measures	Near continuous	Near continuous

## ATTACHMENT "B"

### *Inadvertent Drilling Fluid Release (IDFR) Notification List*

In the event of an IDFR, the following persons/agencies should be notified immediately, starting with Healy Tibbitts. However, only at the direction of the General Contractor will The HDD Company contact the following:

#### **Prime Contractor Site Representative**

Name: TBD  
Phone: TBD

#### **The HDD Company Site Representative**

Name: TBD  
Phone: TBD

#### **The HDD Company Home Office**

Name: Steve Donovan  
Phone: (530) 676-5705

**PROPOSAL FORM 10**

**PRELIMINARY PROJECT SCHEDULE, SCHEDULED CONSTRUCTION DATE AND  
SCHEDULED ACCEPTANCE DATE**

The Proposer shall submit a preliminary Project schedule with the Proposal that includes important construction activities and milestones from issuance of the Notice to Proceed through final completion. This preliminary Project schedule shall be submitted in both written and electronic formats. The level of detail shall be in summary level for major procurement and construction activities. Major milestones throughout the construction period shall be included.

The preliminary Project schedule shall consist of, but not be limited to, the following:

- (i) Important procurement activities and milestones
- (ii) Important construction activities and milestones
- (iii) Important commissioning and testing milestones
- (iv) It shall indicate the sequence of Work and the time of starting and completing each part.

In addition, the Proposer shall summarize and provide a list of proposed major milestones and completion dates including, but not limited to:

- 5.2.3.2 Issuance of Notice to Proceed
- 5.2.3.3 Expected delivery of all materials and equipment
- 5.2.3.4 Date of construction commencement
- 5.2.3.5 Completion of major structures
- 5.2.3.6 Commissioning and functional testing commencement
- 5.2.3.7 Substantial Completion Date
- 5.2.3.8 Acceptance test
- 5.2.3.9 Date of acceptance
- 5.2.3.10 Date of Completion and readiness for final payment

The Proposer shall use the following format to provide this information:

**TABLE 5-1 MAJOR ACTIVITIES AND MILESTONES<sup>1</sup>**

<b>ACTIVITY NUMBER</b>	<b>ACTIVITY/MILESTONE</b>	<b>DATE<sup>2</sup></b>

**HAL HAYS CONSTRUCTION, INC.**

Name of Proposer

**Kirby S. Hays**

Name of Designated Signatory



Signature

**CEO**

Title

Footnotes:

<sup>1</sup> List each major activity and milestone separately.

<sup>2</sup> Indicate the end of activity or date milestone achieved.



**CAW Slant Well Intake System- Civil Work  
Monterey Peninsula, CA**

**HHCI Project No. 19130**

Activity ID	Activity Name	Duration	Activity % Complete	Start	Finish	2020												2021												
						Aug	Sep	Oct	Nov	Dec	Jan	Feb	Mar	Apr	May	Jun	Jul	Aug	Sep	Oct	Nov	Dec	Jan	Feb	Mar	Apr	May	Jun	Jul	Aug
<b>CAW Slant Well Intake System- Civil Work</b>																														
<b>Project Overview / Milestones</b>																														
1000	Project Award / Contract Execution	0	0%	30-Aug-19	31-Aug-21																									
1010	Pre-Construction Meeting / Notice To Proceed	1	0%	15-Oct-19	15-Oct-19																									
1020	Well #1 Start	0	0%	05-Nov-19																										
1030	Well #1 Complete	0	0%		02-Oct-20																									
1040	Well #2 Start	0	0%	05-Oct-20																										
1050	Well #2 Complete	0	0%		29-Dec-20																									
1060	Well #3 Start	0	0%	30-Dec-20																										
1070	Well #3 Complete	0	0%		15-Mar-21																									
1080	Well #4 Start	0	0%	16-Mar-21																										
1090	Well #4 Complete	0	0%		31-May-21																									
1100	Well #5 Start	0	0%	01-Jun-21																										
1110	Well #5 Complete	0	0%		13-Aug-21																									
1120	Project Complete	0	0%		31-Aug-21																									
<b>Submittals</b>																														
2000	Develop / Submit Site Logistic Plan	7	0%	09-Sep-19	17-Sep-19																									
2010	Develop / Submit Pipes and Fittings	5	0%	09-Sep-19	13-Sep-19																									
2020	Develop / Submit Electrical Enclosure	60	0%	09-Sep-19	03-Dec-19																									
2030	Develop / Submit Rebar Submittal	5	0%	09-Sep-19	13-Sep-19																									
2040	Develop / Submit Ready Mix Concrete	5	0%	09-Sep-19	13-Sep-19																									
2050	Develop / Submit Electrical and Instrument Components	50	0%	09-Sep-19	15-Nov-19																									
2060	Develop / Submit Surge Tanks	15	0%	09-Sep-19	27-Sep-19																									
2070	Develop / Submit Rip Rap Submittal	5	0%	09-Sep-19	13-Sep-19																									
2080	Develop / Submit Precast Vaults	20	0%	09-Sep-19	04-Oct-19																									
2090	Develop / Submit Fence and Gate Submittal	5	0%	09-Sep-19	13-Sep-19																									
2100	Develop / Submit HDD Operation Plan	5	0%	09-Sep-19	13-Sep-19																									
2110	Develop / Submit Electrical Conduits, Cables and Pull Boxes	20	0%	09-Sep-19	04-Oct-19																									
2120	Develop / Submit Site Specific Health & Safety Plan	5	0%	13-Sep-19	19-Sep-19																									
2130	Develop / Submit Sandfill	5	0%	13-Sep-19	19-Sep-19																									
2140	Develop / Submit Traffic Control Plan	5	0%	13-Sep-19	19-Sep-19																									
2150	Review / Approve Pipes and Fittings	5	0%	16-Sep-19	20-Sep-19																									
2160	Review / Approve Rebar Submittal	5	0%	16-Sep-19	20-Sep-19																									
2170	Review / Approve Ready Mix Concrete	5	0%	16-Sep-19	20-Sep-19																									
2180	Review / Approve Rip Rap Submittal	5	0%	16-Sep-19	20-Sep-19																									
2190	Review / Approve Fence and Gate Submittal	5	0%	16-Sep-19	20-Sep-19																									
2200	Review / Approve HDD Operation Plan	5	0%	16-Sep-19	20-Sep-19																									
2210	Review / Approve Site Logistic Plan	5	0%	18-Sep-19	24-Sep-19																									
2220	Review / Approve Site Specific Health & Safety Plan	5	0%	20-Sep-19	26-Sep-19																									
2230	Review / Approve Sandfill	5	0%	20-Sep-19	26-Sep-19																									
2240	Review / Approve Traffic Control Plan	5	0%	20-Sep-19	26-Sep-19																									
2250	Review / Approve Surge Tanks	5	0%	30-Sep-19	04-Oct-19																									



**CAW Slant Well Intake System- Civil Work  
Monterey Peninsula, CA**

**HHCI Project No. 19130**

Activity ID	Activity Name	Duration	Activity % Complete	Start	Finish	2020												2021											
						g	Sep	Oct	Nov	Dec	Jan	Feb	Mar	Apr	May	Jun	Jul	Aug	Sep	Oct	Nov	Dec	Jan	Feb	Mar	Apr	May	Jun	Jul
2260	Review/Approve Precast Vaults	5	0%	07-Oct-19	11-Oct-19																								
2270	Review/Approve Electrical Conduits, Cables and Pull Boxes	5	0%	07-Oct-19	11-Oct-19																								
2280	Review/Approve Electrical and Instrument Components	5	0%	18-Nov-19	26-Nov-19																								
2290	Review/Approve Electrical Enclosure	5	0%	04-Dec-19	10-Dec-19																								
<b>Procurement</b>		<b>195</b>		<b>23-Sep-19</b>	<b>24-Jun-20</b>																								
3000	Procure Pipe and Fittings	20	0%	23-Sep-19	18-Oct-19																								
3010	Procure Surge Tank	60	0%	07-Oct-19	01-Jan-20																								
3020	Procure Precast Vaults	20	0%	14-Oct-19	08-Nov-19																								
3030	Procure Electrical Conduits, Cables and Pull Boxes	20	0%	14-Oct-19	08-Nov-19																								
3040	Procure Electrical and Instrument/ Components	65	0%	27-Nov-19	26-Feb-20																								
3050	Procure Electrical Enclosure	140	0%	11-Dec-19	24-Jun-20																								
<b>Mobilization</b>		<b>6</b>		<b>28-Oct-19</b>	<b>04-Nov-19</b>																								
3500	Enviromental Awareness Training and Education Program	1	0%	28-Oct-19	28-Oct-19																								
3510	MSHA Training	1	0%	31-Oct-19	31-Oct-19																								
3520	Mobilization / Set up Laydown Area	2	0%	01-Nov-19	04-Nov-19																								
<b>Construction</b>		<b>461</b>		<b>05-Nov-19</b>	<b>13-Aug-21</b>																								
<b>Well Site #1 / Main Pipeline</b>		<b>236</b>		<b>05-Nov-19</b>	<b>02-Oct-20</b>																								
4000	Cemex Training	1	0%	05-Nov-19	05-Nov-19																								
4010	Install Temporary Fence	2	0%	06-Nov-19	07-Nov-19																								
4020	Install Traffic Control	2	0%	06-Nov-19	07-Nov-19																								
4030	Install BMP's and Erosion Control	8	0%	08-Nov-19	19-Nov-19																								
4040	Pothole to Locate Existing Water Line	4	0%	20-Nov-19	27-Nov-19																								
4050	Excavate and Install Shoring for HDD Pits - Well Site #1	6	0%	28-Nov-19	05-Dec-19																								
4060	Perform Construction Staking	6	0%	28-Nov-19	05-Dec-19																								
4070	Initial Site Grading and Site Access Road	10	0%	06-Dec-19	19-Dec-19																								
4080	Install 36" PVC Pipe Using HDD Method - Well Site #1	30	0%	20-Dec-19	31-Jan-20																								
4090	Install 30" and 36" PVC Pipe by Open Cut Method - Well Site #s1-5	25	0%	03-Feb-20	06-Mar-20																								
4100	Install 12" PVC Pipe and Fittings	6	0%	09-Mar-20	16-Mar-20																								
4110	Install Electrical Conduits and Pull Boxes - Well Site #s1-5	80	0%	17-Mar-20	06-Jul-20																								
4120	Install Precast Concrete Vault/Mechanical Pipes and Fittings - Well Site #1	6	0%	07-Jul-20	14-Jul-20																								
4130	Form / Rebar / Pour Concrete Pad for Surge Tank #1	6	0%	07-Jul-20	14-Jul-20																								
4140	Form / Rebar / Pour Electrical Enclosure Concrete Pads - Well Site #1	5	0%	15-Jul-20	21-Jul-20																								
4150	Install 3,000 Gallon Surge Tank #1	2	0%	15-Jul-20	16-Jul-20																								
4160	Excavate and Install Rip Rap for Pump-To-Waste Basins - Well Site #1	5	0%	22-Jul-20	28-Jul-20																								
4170	Install Yard Piping - Well Site #1	8	0%	29-Jul-20	07-Aug-20																								
4180	Install All Other Electrical Components - Well Site #1	15	0%	10-Aug-20	28-Aug-20																								
4190	Pressure and Disinfection Testing of all Pipelines - Well Site #1	6	0%	31-Aug-20	07-Sep-20																								
4200	Perform Start up and Testing of new System - Well Site #1	7	0%	08-Sep-20	16-Sep-20																								
4210	Install Enclosure, Electrical, Controls and HVAC - Well Site #1	7	0%	17-Sep-20	25-Sep-20																								
4220	Install Chain Link Fence and Gates - Well Site #1	4	0%	28-Sep-20	01-Oct-20																								
4230	Final Clean up	1	0%	02-Oct-20	02-Oct-20																								
<b>Well Site #2</b>		<b>62</b>		<b>05-Oct-20</b>	<b>29-Dec-20</b>																								



CAW Slant Well Intake System- Civil Work  
 Monterey Peninsula, CA

HHCI Project No. 19130

Activity ID	Activity Name	Duration	Activity % Complete	Start	Finish	2020												2021											
						g	Sep	Oct	Nov	Dec	Jan	Feb	Mar	Apr	May	Jun	Jul	Aug	Sep	Oct	Nov	Dec	Jan	Feb	Mar	Apr	May	Jun	Jul
5000	Install Temporary Fence	1	0%	05-Oct-20	05-Oct-20																								
5010	Install Traffic Control	1	0%	05-Oct-20	05-Oct-20																								
5020	Install BMP's and Erosion Control	1	0%	06-Oct-20	06-Oct-20																								
5030	Install 12" and 18" PVC Main Line and Connect to 36" PVC Line	4	0%	07-Oct-20	12-Oct-20																								
5040	Install Precast Concrete Vaults / Mechanical Pipes and Fittings - Well Site #2	10	0%	13-Oct-20	26-Oct-20																								
5050	Excavate and Install Rip Rap for Pump-To-Waste Basins - Well Site #2	5	0%	27-Oct-20	02-Nov-20																								
5060	Install Yard Piping - Well Site #2	7	0%	27-Oct-20	04-Nov-20																								
5070	Install Electrical Conduits and Pull Boxes - Well Site #2	13	0%	05-Nov-20	23-Nov-20																								
5080	From / Rebar / Pour Electrical Enclosure Concrete Pads - Well Site #2	7	0%	24-Nov-20	02-Dec-20																								
5090	Install Enclosure, Electrical, Controls and HVAC - Well Site #2	7	0%	03-Dec-20	11-Dec-20																								
5100	Install All Other Electrical Components - Well Site #2	4	0%	14-Dec-20	17-Dec-20																								
5110	Install Chain Link Fence and Gates - Well Site #2	4	0%	18-Dec-20	23-Dec-20																								
5120	Pressure and Disinfection Testing of all Pipelines - Well Site #2	2	0%	18-Dec-20	21-Dec-20																								
5130	Startup and Testing of new System - Well Site #2	5	0%	22-Dec-20	28-Dec-20																								
5140	Final Clean up	1	0%	29-Dec-20	29-Dec-20																								
<b>Well Site #3</b>		<b>54</b>		<b>30-Dec-20</b>	<b>15-Mar-21</b>																								
6000	Install Temporary Fence	1	0%	30-Dec-20	30-Dec-20																								
6010	Install Traffic Control	1	0%	30-Dec-20	30-Dec-20																								
6020	Install BMP's and Erosion Control	1	0%	31-Dec-20	31-Dec-20																								
6030	Install 12" PVC Main Line and Connect to 36" PVC Line	5	0%	01-Jan-21	07-Jan-21																								
6040	Install Precast Concrete Vaults / Mechanical Pipes and Fittings - Well Site #3	6	0%	08-Jan-21	15-Jan-21																								
6050	Excavate and Install Rip Rap for Pump-To-Waste Basins - Well Site #3	5	0%	18-Jan-21	22-Jan-21																								
6060	Install Yard Piping - Well Site #3	5	0%	18-Jan-21	22-Jan-21																								
6070	Install Electrical Conduits and Pull Boxes - Well Site #3	10	0%	25-Jan-21	05-Feb-21																								
6080	From / Rebar / Pour Electrical Enclosure Concrete Pads - Well Site #3	7	0%	08-Feb-21	16-Feb-21																								
6090	Install Enclosure, Electrical, Controls and HVAC - Well Site #3	7	0%	17-Feb-21	25-Feb-21																								
6100	Install All Other Electrical Components - Well Site #3	4	0%	26-Feb-21	03-Mar-21																								
6110	Install Chain Link Fence and Gates - Well Site #3	4	0%	04-Mar-21	09-Mar-21																								
6120	Pressure and Disinfection Testing of all Pipelines - Well Site #3	2	0%	04-Mar-21	05-Mar-21																								
6130	Startup and Testing of new System - Well Site #3	5	0%	08-Mar-21	12-Mar-21																								
6140	Final Clean up	1	0%	15-Mar-21	15-Mar-21																								
<b>Well Site #4</b>		<b>55</b>		<b>16-Mar-21</b>	<b>31-May-21</b>																								
7000	Install Temporary Fence	1	0%	16-Mar-21	16-Mar-21																								
7010	Install Traffic Control	1	0%	16-Mar-21	16-Mar-21																								
7020	Install BMP's and Erosion Control	1	0%	17-Mar-21	17-Mar-21																								
7030	Install 12" PVC Main Line and Connect to 36" PVC Line	2	0%	18-Mar-21	19-Mar-21																								
7040	Install Precast Concrete Vaults / Mechanical Pipes and Fittings - Well Site #4	6	0%	22-Mar-21	29-Mar-21																								
7050	Excavate and Install Rip Rap for Pump-To-Waste Basins - Well Site #4	5	0%	30-Mar-21	05-Apr-21																								
7060	Install Yard Piping - Well Site #4	5	0%	30-Mar-21	05-Apr-21																								
7070	Install Electrical Conduits and Pull Boxes - Well Site #4	10	0%	06-Apr-21	19-Apr-21																								
7080	From / Rebar / Pour Electrical Enclosure Concrete Pads - Well Site #4	5	0%	20-Apr-21	26-Apr-21																								
7090	Install Enclosure, Electrical, Controls and HVAC - Well Site #4	7	0%	27-Apr-21	05-May-21																								
7100	Install All Other Electrical Components - Well Site #4	4	0%	06-May-21	11-May-21																								





ELECTRICAL CONTRACTING, INSTRUMENTATION SALES & SERVICE  
Electronic • Pneumatic • Chemical • Telemetry • Analytical • Computer Systems

**Factory Acceptance Test Plan (FAT)**

**DATE:** \_\_\_\_\_

Overview:

This test plan outlines the test procedures for the Factory Acceptance Test (FAT) for the control panel hardware provided by Telstar Instruments. The FAT is designed to prove the operation and functionality of the **CP-4 PLC CONTROL PANEL**. Temporary power is connected to the panel for test purposes. The panel will be powered, tested, and checked for proper hardware operation. To confirm the proper operation of the PLC control panel a complete I/O simulation and verification will be performed. Software and system testing is not part of this test.

Test Objective:

To prove PLC operation and control hardware functionality.

Test Preparation:

Verify that the following conditions are satisfied:

- Panel is constructed, assembled, and prepared for test properly.
- Power is available and connected properly.
- All hardware is installed and configured per the drawings.
- All the test PLC programs are installed.
- All necessary documentation is available.
- All appropriate safety measures have been taken.
- All required personnel are available and ready.
- Inspection and Continuity check to all points has been completed.

Test Outline:

The test procedure is broken down into the following sections:

- 1) Panel Inspection
  - Construction and components
  - Layout and labeling
- 2) Power and equipment check
  - Power-up
  - Terminal tests
  - Panel equipment power and operation test
- 3) I/O Check
  - PLC operation and configuration



ELECTRICAL CONTRACTING, INSTRUMENTATION SALES & SERVICE  
Electronic • Pneumatic • Chemical • Telemetry • Analytical • Computer Systems

- Discrete point test
  - Analog point test
- 4) System configuration test
- Demonstration of simulated system and operation
- 5) Test Summary
- Test Data Recording

Test Procedure Notes:

1. Document any panel construction deficiencies, modifications, or changes.
2. Each test has a test form sheet to notate the test results.
3. Note any test failures or anomalies.

Test Equipment Used:

Equipment name	Manufacture	Model	Calibration date
1			
2			
3			
4			
5			
6			
7			
8			

Test Procedure:

**Section 1: Panel Inspection**

[Type here]

**4017 Vista Park Ct. • Sacramento, CA 95834 • 916-646-1999 • Fax 916-646-1096**  
 1717 Solano Way, Unit 34 • Concord, CA 94520 • 925-671-2888 • Fax 925-671-9507  
 202 South Douty Street • Hanford, CA 93230 • 559-584-7116 • Fax 559-584-8028



ELECTRICAL CONTRACTING, INSTRUMENTATION SALES & SERVICE  
Electronic • Pneumatic • Chemical • Telemetry • Analytical • Computer Systems

- 1) Verify panel is constructed as per the panel construction drawing.
- 2) Note any deficiencies, modifications, or changes:

**CP-4 PLC Control Panel**

---

---

---

---

---

---

---

---

---

---

---

---

---

---

---

---

---

---

---

---

---

---

---

**Section 2: Power and Equipment Check**

- 1) Confirm panel is ready for power.

[Type here]  
**4017 Vista Park Ct. • Sacramento, CA 95834 • 916-646-1999 • Fax 916-646-1096**  
 1717 Solano Way, Unit 34 • Concord, CA 94520 • 925-671-2888 • Fax 925-671-9507  
 202 South Douty Street • Hanford, CA 93230 • 559-584-7116 • Fax 559-584-8028



**ELECTRICAL CONTRACTING, INSTRUMENTATION SALES & SERVICE**  
Electronic • Pneumatic • Chemical • Telemetry • Analytical • Computer Systems

- 2) Apply 110 VAC to panel.
- 3) Verify on power terminals that power is present. (See panel drawings)
- 4) Close necessary circuit breakers/fuses to power up each component one at a time.
- 5) As each equipment is powered verify it is on and functioning properly.
- 6) After all equipment is power up then check AC power at all power terminals.
- 7) Check DC power supply for 24VDC at all output terminals.
- 8) Verify that the PLC is operational. No faults detected.
- 9) Record all tested points on Data sheet.
- 10) Section complete.

**Section 3: I/O Check**

- 1) Connect PC and start PLC programming software to view I/O point's data registers and bits.

Discrete Input modules

- 2) Apply a jumper from 110VAC common voltage to each discrete input point listed on the Test Sheet.
- 3) Confirm in the PLC software that the input is detected.
- 4) Confirm the corresponding LED on the input card also detects the input.
- 5) Record results on data sheet.

Discrete Output Modules

- 6) Force Discrete Output points to the ON position individually.
- 7) Verify there is continuity at each point on the terminal blocks when each point is activated. The terminal point should test as OPEN when force is removed.
- 8) Remove all forces after each point
- 9) Record results on data sheet.

Analog Input modules:

- 10) Connect an analog simulator to each Analog input terminal one by one.

[Type here]

## ELECTRICAL CONTRACTING, INSTRUMENTATION SALES & SERVICE

Electronic • Pneumatic • Chemical • Telemetry • Analytical • Computer Systems

- 11) Apply a 20 milliamp DC signal to each point.
- 12) Verify the value of 100% is in the corresponding register.
- 13) Adjust the current value to 16 milliamps.
- 14) Verify the value of 75% is in the corresponding register.
- 15) Adjust the current value to 12 milliamps.
- 16) Verify the value of 50% is in the corresponding register
- 17) Adjust the current value to 8 milliamps.
- 18) Verify the value of 25% is in the corresponding register
- 19) Adjust the current value to 4 milliamps.
- 20) Verify the value of 0% is in the corresponding register
- 21) Continue to the next point to be tested on the test sheet and repeat test.
- 22) Record results on data sheet.

### Analog Output modules:

- 23) Connect a DC Current meter to each analog output one at a time.
- 24) Set a value of 100% is in the corresponding register.
- 25) Measure and verify the current value of 20 milliamps.
- 26) Set a value of 75% is in the corresponding register.
- 27) Measure and verify the current value of 16 milliamps.
- 28) Set a value of 50% is in the corresponding register.
- 29) Measure and verify the current value of 12 milliamps.
- 30) Set a value of 25% is in the corresponding register.
- 31) Measure and verify the current value of 8 milliamps.
- 32) Set a value of 0% is in the corresponding register.
- 33) Measure and verify the current value of 4 milliamps.
- 34) Record all tested points on Data sheet.
- 35) Section complete.

### Section 4: System Configuration Test

- 1) Demonstrate and verify simulated SCADA system configuration and operation.

[Type here]



**ELECTRICAL CONTRACTING, INSTRUMENTATION SALES & SERVICE**  
Electronic • Pneumatic • Chemical • Telemetry • Analytical • Computer Systems

- 2) Verify SCADA navigation to new display screens.
- 3) Record results on data sheet.
- 4) Test complete.

**Section 5: Control Logic Test**

- 1) Setup and simulate signals necessary to provide all signals necessary to verify the operation of each Loop per the data sheet.
- 2) Repeat test for each loop until all are completed.
- 3) Record results on data sheet.
- 4) Test complete.

**Section 6: Test Summary**

- 1) Remove all power and test equipment from panel.
- 2) Record all remaining test results and comments in test data sheets.
- 3) Review testing results and record any notes or corrective actions that need to be taken.
- 4) Test complete.

[Type here]

**4017 Vista Park Ct. • Sacramento, CA 95834 • 916-646-1999 • Fax 916-646-1096**  
1717 Solano Way, Unit 34 • Concord, CA 94520 • 925-671-2888 • Fax 925-671-9507  
202 South Douty Street • Hanford, CA 93230 • 559-584-7116 • Fax 559-584-8028

CP-4 PLC Panel		PASS = ✓				
Power and Equipment Test	Notes					
Item						
CB-1 AC Line Surge Protector						
CB-2 Panel Light						
CB-3 Receptacle						
FU1 Spare						
FU2 Spare						
FU3 24VDC Power Supply						
FU21 PLC Power Supply						
FU22 Ethernet Switch						
FU23 Analog Input (Rack 0, Slot 1)						
FU24 Analog Input (Rack 0, Slot 2)						
FU25 Digital Input (Rack 0, Slot 5)						
FU26 Digital Input (Rack 0, Slot 6)						
FU27 Spare						
FU28 Spare						
PLC CONTROL PANEL	Pin	Address	IO Type	LOOP NUMBER	Description	PASS = ✓
RACK 0, SLOT 1	IN-0		ANALOG INPUT	MOV011A	FLOC 1 FLOW CONTROL VALVE 1A POSITION	
	IN-1			MOV011B	FLOC 2 FLOW CONTROL VALVE 1B POSITION	
	IN-2			MOV012	FLOC 3/4 FLOW CONTROL VALVE 2 POSITION	
	IN-3			MOV013	FLOC 5/6 FLOW CONTROL VALVE 3 POSITION	
	IN-4			FI1070	R/W MAIN FLOW	
	IN-5			FI1072	FLOC/FILTER 3/4 FLOW	
	IN-6			FI1073	FLOC/FILTER 5/6 FLOW	
IN-7			ATI1181	BW RECYCLE DISCHARGE TURBIDITY		
RACK 0, SLOT 2	IN-0		ANALOG INPUT	SPARE	N/A	
	IN-1			SPARE	N/A	
	IN-2			SPARE	N/A	
	IN-3			SPARE	N/A	
	IN-4			SPARE	N/A	
	IN-5			SPARE	N/A	
	IN-6			SPARE	N/A	
IN-7			SPARE	N/A		
RACK 0, SLOT 3	OUT-0		ANALOG OUTPUT	MOV011A	FLOC 1 FLOW CONTROL VALVE 1A CONTROL	
	OUT-1			MOV011B	FLOC 3 FLOW CONTROL VALVE 1B CONTROL	
	OUT-2			MOV012	FLOC 3/4 FLOW CONTROL VALVE 2 CONTROL	
	OUT-3			MOV013	FLOC 5/6 FLOW CONTROL VALVE 3 CONTROL	
	OUT-4			SPARE	N/A	
	OUT-5			SPARE	N/A	
	OUT-6			SPARE	N/A	
OUT-7			SPARE	N/A		

CP-4 PLC Panel

PASS = ✓

	IN-0		Q070	RW MAIN FLOW TOTALIZED PULSE	
	IN-1		Q072	FLOC/FILTER 3/4 FLOW TOTALIZED PULSE	
	IN-2		Q073	FLOC/FILTER 5/6 FLOW TOTALIZED PULSE	
	IN-3		ZSC1133	BW RECYCLE PS VALVE CLOSED	
	IN-4		ZS01133	BW RECYCLE PS VALVE OPENED	
	IN-5		ZSC1134	BW RECYCLE PS BYPASS VALVE CLOSED	
	IN-6		ZS01134	BW RECYCLE PS BYPASS VALVE OPENED	
	IN-7		NSH0498	UPS-4 ON	
	IN-7		UST0498	UPS-4 TROUBLE	
	IN-8		SPARE	N/A	
	IN-9		SPARE	N/A	
	IN-10		SPARE	N/A	
	IN-11		SPARE	N/A	
	IN-12		SPARE	N/A	
	IN-13		SPARE	N/A	
	IN-14		SPARE	N/A	
	IN-15		SPARE	N/A	
	IN-16		SPARE	N/A	
	IN-17		SPARE	N/A	
	IN-18		SPARE	N/A	
	IN-19		SPARE	N/A	
	IN-20		SPARE	N/A	
	IN-21		SPARE	N/A	
	IN-22		SPARE	N/A	
	IN-23		SPARE	N/A	
	IN-24		SPARE	N/A	
	IN-25		SPARE	N/A	
	IN-26		SPARE	N/A	
	IN-27		SPARE	N/A	
	IN-28		SPARE	N/A	
	IN-29		SPARE	N/A	
	IN-30		SPARE	N/A	
	IN-31		SPARE	N/A	

RACK 0, SLOT 5

DIGITAL INPUT

CP-4 PLC Panel

PASS = ✓

RACK 0, SLOT 6		OUT-0						
		OUT-1						
		OUT-2						
		OUT-3						
		OUT-4						
		OUT-5						
		OUT-6						
		OUT-7						
		OUT-8						
		OUT-9						
		OUT-10						
		OUT-11						
		OUT-12						
		OUT-13						
		OUT-14						
		OUT-15						
		OUT-16						
		OUT-17						
		OUT-18						
		OUT-19						
		OUT-20						
		OUT-21						
		OUT-22						
		OUT-23						
		OUT-24						
		OUT-25						
		OUT-26						
		OUT-27						
		OUT-28						
		OUT-29						
		OUT-30						
OUT-31								

Performed By:

Signature

Company

Witnessed By:

Signature

Company

Date:

MCC/VFD Factory Test

SR No: \_\_\_\_\_

Equipment Tag: \_\_\_\_\_

Test Procedure:

**Section 1: Pre-Test**

- 1) Jumper Terminals 102 & 103 to simulate adequate temperature at the motor

**Section 2: Hand Operations**

- 1) Turn on Hand Switch:  
Switch Control Power on the Control Transformer to ON  
Switch HOA to HAND  
Timer Relay 1 is energized  
VFD 1 will run after preset time  
Control Relay 2 closes and runs VFD 2  
Adjust local speed on Manual Speed Control for local feedback PLC

**Section 2: Auto Operations**

- 1) Switch in Auto:  
Turn HOA to AUTO  
HOA AUTO signal to Terminals 100 & 101 at the PLC  
HOA on AUTO energizes Timer Relay 1  
Timer Relay 1 controls "Start and Stop" for VFD 1  
Control Relay 1 is now energized  
Control Relay 1 initiates to turn on cooling fans  
If max high temperature is met, Temperature Switch High is energized to initiate fan  
If fault before Control Relay 3, the relay will be initiated and fail relay will occur  
If high temperature is met, Temperature Switch on PLC initiates Shutdown Delay  
Source a power to Terminals 113 & 114 for feedback from PLC



**Section 3: Confirm:**

- 1) Control Relay 1 energized  
Green Pilot indication "Run"  
Fan on  
Motor Heater off  
Run Signal to PLC

**Section 4: Testing Operations**

- 1) Testing:  
Test Motor Heater for 120V if no source of power to motor  
Push to Test for running light (Green) in Run Relay  
Push to Test for running light (Amber) in Fail Relay  
HC RESET to Terminal relay to reset VFD 3  
Test Temperature Switch High, preset temperature to initiate fan  
Test Temperature Switch High on PLC, preset temperature to start Shutdown Delay  
Manual Speed Control can be tested by manually increasing power  
Manual Speed control test also gives results for Speed Feedback and Control to PLC  
Speed Control from PLC can be tested by sourcing 4 to 20 V input to Terminals

Performed by: \_\_\_\_\_

Witnessed by: \_\_\_\_\_

Date: \_\_\_\_\_

Notes:  
\_\_\_\_\_  
\_\_\_\_\_  
\_\_\_\_\_



**SUMMARY OF BUSINESS AND PRICE PROPOSAL**

**Founded in 1991** and celebrating over **28 years of service** to clients, Hal Hays Construction, Inc. (HHCI) is an **award-winning design build construction company** providing **vertical construction** and **civil construction** services for **Public Utilities, Water Agencies, Military Government and Private** clients throughout the Western states. HHCI’s portfolio includes **1,000+** successful **new construction, heavy civil, wet utilities, and renovation/TI projects**. Also, HHCI possesses extensive expertise in these highly relevant areas, for example, multi-site/concurrent project coordination, wet utility projects: pipe lines, pump stations, and waste water treatment plants.



HHCI Headquarters, Riverside, CA

**Full Legal Name & Current Physical Business Street Address:**

**Hal Hays Construction Inc.**  
 4181 Latham Street, Riverside, CA 92501

**State Contractors License No. and Class:**

California State Contractors License #667560

Classifications: **A, B, C12, C21, HAZ**

Department of Industrial Relations: **100005009**



City of Fresno  
 WWTP Odor  
 Control Plant,  
 Fresno, CA

**Brief Description of the Organization's History, Capabilities, Resources, Structure, Size & Services**

HHCI is an **A & B licensed General Contractor, C-12 Earthwork & Paving, C-21 Building Moving & Demolition, and HAZ certified** specialty contractor.

<b>HHCI Crew &amp; Management/Admin. Team</b>	<b>89</b> crew members and <b>78</b> management and administrative employees
<b>Self-Perform Trade Disciplines</b>	<ul style="list-style-type: none"> <li>▪ Demolition</li> <li>▪ General Construction</li> <li>▪ Building Construction</li> <li>▪ Renovations</li> <li>▪ Interior Work</li> <li>▪ Civil Constr.</li> <li>▪ Site Concrete</li> <li>▪ Earthwork</li> <li>▪ Asphalt Paving</li> <li>▪ Flatwork</li> <li>▪ Utilities</li> <li>▪ General Labor</li> <li>▪ Design Build</li> <li>▪ Erosion Control</li> <li>▪ BMP’s</li> <li>▪ Equipment/Supply Transportation</li> <li>▪ Heavy Equipment</li> <li>▪ Traffic Control</li> </ul>
<b>Heavy Equipment Fleet</b>	<b>\$13.7M</b> Heavy Equipment Fleet, comprised of <b>289</b> pieces of owned, maintained, and operated Heavy Equipment.
<b>Equipment &amp; Supply Transportation</b>	<b>Equipment and supply transportation</b> services via <b>15 CARB-Compliant truck/trailer</b> assets, including <b>86</b> Service Vehicles.

As a long-term **general contractor**, specializing in heavy horizontal civil and wet utility projects, HHCI successfully performs work throughout California American Water Company’s geographical footprint.

In response this RFP, HHCI agrees to use the process as outlined in the document.



**Hal Hays Construction, Inc.** has read the proposed Contract Documents included in the attachments of this RFP and are prepared to enter in to this Agreement with CAW, should our proposal be accepted by the owner.



## Project Experience

The following projects demonstrates HHCI’s extensive knowledge with tenant improvement along with its capabilities to support projects from a wide spectrum of clients.

*Not an all-inclusive list:*

<b>Project Name: Palm Ave Water Main Replacement, Imperial Beach CA</b>	
	
<p><b>Project Description</b></p> 	<p>HHCI served as prime contractor for the installation of a new water main at Palm Ave, Imperial Beach. This project scope of work consisted of: installation of new water main, fittings, valves, cut-in wyes, concrete thrust, blocks and thrust restraint joints, USA Mark Out, pothole utilities, trench excavation, dewatering and backfill, site restoration, blow-offs, and related appurtenances, traffic control, pressure testing and disinfection, and existing main abandonment in accordance with the plans and specifications. This project required special requirements including:</p> <ul style="list-style-type: none"> <li>▪ <b>Shutdowns</b></li> <li>▪ <b>Tapping</b></li> <li>▪ <b>Scheduling</b></li> <li>▪ <b>Sequence of Construction</b></li> <li>▪ <b>Traffic Control</b></li> </ul> <p>HHCI successfully met the requirements of this project!</p>
<b>Project Value</b>	\$1,200,000
<b>Notable features or accomplishments</b>	<ul style="list-style-type: none"> <li>▪ Overall Project Evaluation Rating of <b><u>ABOVE AVERAGE</u></b></li> <li>▪ Work successfully accomplished</li> </ul>
<b>Project Point of Contact:</b>	
<b>Name, Address and Telephone Number of Contact name</b>	<p><b>Name:</b> Jacob Quick  <b>Email:</b> jacob.quick@amwater.com</p>
<b>Name of Owner</b>	California American Water



**Project Name: P-991 Coastal Campus Naval Base Transmission Main, Imperial Beach CA**



**Project Description**



HHCI served as prime contractor to realign the **P-991 Coastal Campus Naval Base Transmission Main line** in, Imperial Beach, CA. Installation of a new water main, **8,500 LF 16” PVC pipe C900 DR 14 PC305**, fittings, valves, cut-in wyes, concrete thrust blocks and thrust restraint joints, trench excavation and backfill, site restoration, air/vacuum release valves with enclosure, blow-offs, and related appurtenances, traffic control, pressure testing and disinfection, and existing main abandonment.

All excavated areas were backfilled, compacted, restored temporary and permanent asphalt paving sidewalk, and any other physical features that were affected.

Project included a **traffic control plan** and **on-site traffic control** to keep open traffic lanes during construction and to maintain safety.

HHCI achieved **100% accident-free operations**.


HHCI **self-performed 93%** of the work, including: **Pre-Construction Services; Project Management; Quality Control/Safety Management; EPP; Permitting; BMP Implementation; Demolition; Excavation and Trenching; Grading; Concrete Work; Pipe Installation; Traffic Control Measures; Site Clean Up.**


<b>Contract Amount</b>	\$1,509,354
<b>Date of Completion</b>	2018
<b>Notable features or accomplishments</b>	<ul style="list-style-type: none"> <li>▪ Overall Project Evaluation Rating of <b>ABOVE AVERAGE</b></li> <li>▪ High-quality gate valves and fire hydrants installed</li> <li>▪ Work successfully accomplished without traffic interferences</li> </ul>
<b>Project Point of Contact:</b>	
<b>Name, Address and Telephone Number of Contact name</b>	<b>Name:</b> Mark Reifer, Engineering Manager <b>Address:</b> 8657 Grand Avenue, Rosemead, CA 91770 <b>Telephone Number:</b> 626-614-2517 Email: mark.reifer@amwater.com
<b>Name of Owner</b>	California American Water





**Project Name: Plant F6R3 Construction of the Recycled Water Plant Improvements, Fontana CA**



<p><b>Project Description</b></p> 	<p>HHCI served as the prime contractor for the San Gabriel Valley Water Company for the construction of Plant F6R3 Recycled Water Plant Improvements located in Fontana, CA. The scope of work consisted of: furnishing all materials; equipment; tools; plant; insurance and other facilities and all management; superintendence; labor and services to complete the construction of recycled water supply and distribution pipelines; construction of <b>booster station pipelines</b>; construction of <b>drainage piping</b> and structures; installation of potable water backup supply piping; installation of <b>utility vault</b> and <b>water meter</b>; installation of fire hydrant and guard posts; installation of <b>pressure sustaining valve</b>; over excavation and re-compaction of booster building area; installation of booster pump cans and associated concrete column; painting and coating; <b>grading</b>; installation of wrought iron fence and swing gates; installation of wrought iron sliding gate; construction of a concrete block building, including the roof, floor slab, pile foundation, doors, louvers, ducts, air cooling unit, exhaust fans, skylights and painting; installation of pre-purchased electrical switch board main panel and electrical equipment including wires, conduits, breakers, junction boxes, switches, receptacles and interior and exterior lighting; associated earthwork; installation of site lighting; installation of a drainage catch basin; installation of a landscape and an irrigation system.</p>
<p><b>Project Value</b></p>	<p>\$1.1M</p>
<p><b>Name of Owner</b></p>	<p>San Gabriel Water Company</p>
<p><b>Name of Contact</b></p>	<p><b>Name:</b> Bryant Marroquin, Project Manager  <b>Address:</b> 15966 Arrow Route, Fontana, CA 92335  <b>Telephone Number:</b> 909-201-7375  <b>Email:</b> bmarroquin@sgvwater.com</p>



## Contractor's Credentials

### Full Legal Name & Current Physical Business Street Address:

**Hal Hays Construction Inc.**

4181 Latham Street, Riverside, CA 92501

### State Contractors License No. and Class:

California State Contractors License #667560

Classifications: **A, B, C12, C21, HAZ**

Department of Industrial Relations: 1000005009





## Financial Capabilities

Demonstrating HHCI's financial strength, the firm enjoys the best industry commercial credit score, extensive funding (operating Line of Credit & Banking LOC: (mid seven figures), and ample bonding limit of **\$120,000,000**, a nod to the firm's financial stability

HHCI has a long-standing relationship with our Surety Agent, Owen M. Brown, and currently holds a line of credit that continues to **aggregate over \$120,000,000 with a single job capacity of \$50,000,000**. Please refer to the attached Letter of Commitment from Surety demonstrating our **bonding capacity**.



Note: **HHCI's bonding company**, Western Surety Company (NAIC #13188) is listed in the Treasury Department Circular 570, with underwriting limitation of \$88,171,000,000.00, and holds surety licenses in all 50 states and two U.S. territories, including Alaska, Arizona, Colorado, Idaho, Illinois, Iowa, Kansas, Minnesota, Missouri, Montana, Nebraska, Nevada, New Mexico, Oregon, North Dakota, South Dakota, Utah, Washington, Wisconsin, and Wyoming.





**PEOPLE'S UNITED BANK LETTER**

**People's United  
Equipment Finance Corp.**

A subsidiary of  **People's United  
Bank**

1936 E. Deere Avenue, Suite #210  
Santa Ana, California 92705

T: 949.757.1232 F: 949.757.1495

November 15, 2018

Re: Hal Hays Construction, Inc., ("HHCI") Riverside, CA

Gentlemen,

Please let this letter serve as confirmation that Hal Hays Construction, Inc. has an open revolving line of credit available from our institution under the following terms:

Maximum Amount Available: \$4,000,000.00

We have done business with HHCI for at least 14 years and our relations have always been handled in an excellent manner. We consider HHCI a very well respected company in their field and we value our business relationship with them.

Should you need anything further, please feel free to contact the undersigned.

Very truly yours,

**PEOPLE'S UNITED EQUIPMENT FINANCE CORP.**



Michael H. King  
Vice President



**CITIBANK BANK LETTER**

Citibank, N.A.  
100 Citibank Dr.  
San Antonio, TX 78245



Commercial Bank

11/15/18

To Whom It May Concern:

This is to confirm details on the following client and account(s) with Citibank, NA:

Client Name: Hal Hays Construction Inc.

Client with Citibank, NA since: Feb 2007

Average Balance: Low 7 Figures

Relationship w/ Bank: Very Good

Please contact me if you require more detailed information or have additional questions. I can be reached at 210-357-0073 or via email at [daniel1.roman@citi.com](mailto:daniel1.roman@citi.com)

Sincerely,



## Cost Control Reporting

The project dashboard touches on key performance indicators related to **safety, quality, schedule, finance, submittals, etc.** With this visualization of the project dashboard, our Project Managers and our Clients are able to look at any potential milestones that could alter the project schedule. Additionally, this tool ensures that our project delivery team remains consistent on all aspects of a project and not just what is in front of them.

Details on weekly project dashboard are demonstrated on Figure 1. This *sample dashboard* was successfully utilized for a previous CAWC project at Imperial Beach. As one may see, the client is able to visibly note the progress a project. The cash flow and billing is transparent, and any delays may be noted by the client:

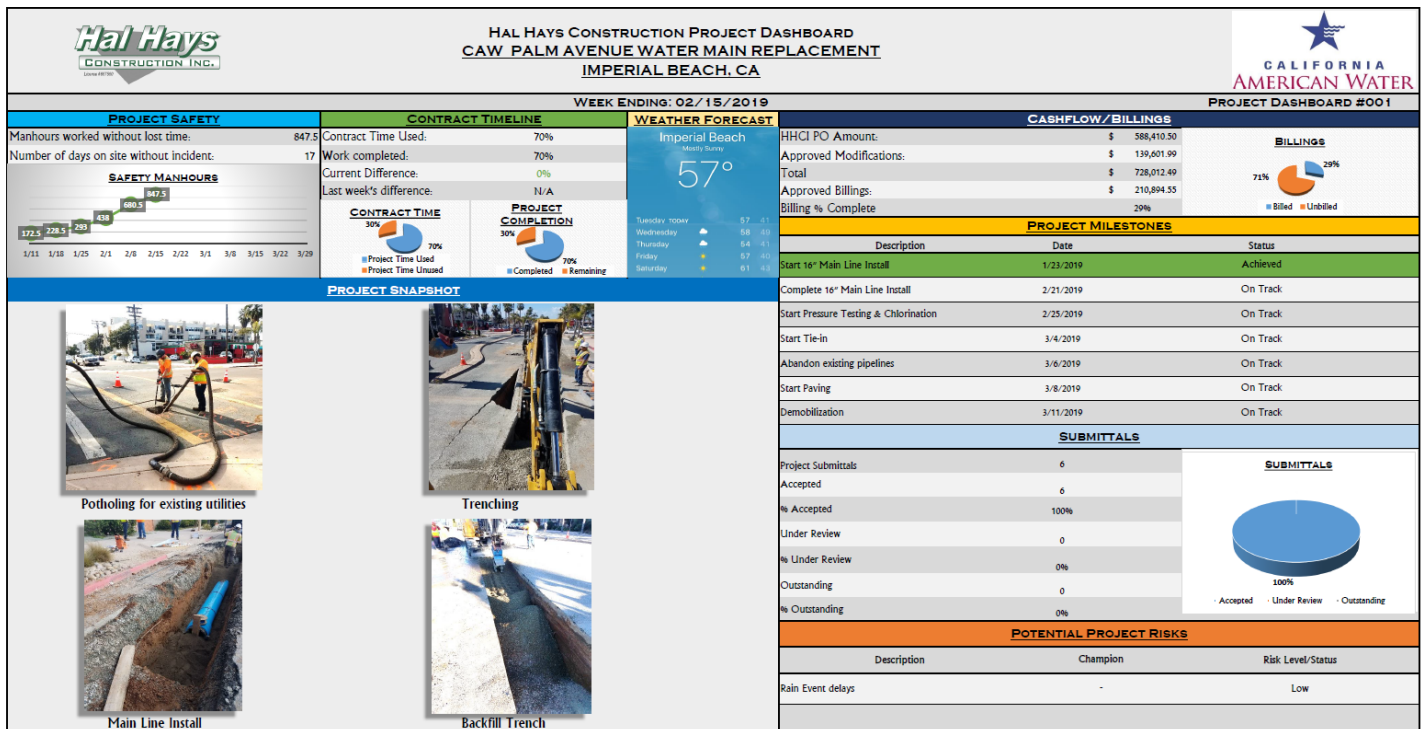


Figure 1



## Conclusion

### WHY HHCI IS ESPECIALLY QUALIFIED TO UNDERTAKE THE SLANT WELL INTAKE SYSTEM-CIVIL WORK SERVICES PROJECT:

Founded in 1991, HHCI, an award-winning General & Civil Construction firm, offers CAWC:

- Experienced project teams representing over **1,200+ years** of expertise.
- Company experience in **Public Utility Agency projects**, including **relevant projects** with outstanding performance evaluations.
- Trained personnel in **CQC process, Cal-OSHA, OSHA, SCE Health & Safety Handbook for Contractors, Work In Energized Sites, and EM 385 1-1 Safety Programs.**
- **Exceptional, industry-leading** safety record in EMR percentage DART, and TI&IR.
- **HHCI executive management** actively involved in **project performance**, including Founder Hal Hays and CEO Kirby Hays who will be continually involved in project operations.
- **Proven OUTSTANDING or EXCEPTIONAL** project performance. HHCI's documented **past performance** evaluation ratings include: **47 Outstanding, 6 Exceptional, 2 Excellent, 48 Above Average, and 2 Very Good** performance evaluations. The firm has earned many **OUTSTANDING** ratings in the areas of Quality of Work, Timeliness of Performance/Delivery, Cooperation, Business Relations, and Customer Satisfaction/Overall.
- Self-performing crew resources including **89 crew members.**
- **Experienced pre-qualified suppliers, vendors, and union** (when required) **subcontractors.** Plus **advanced technology systems** including **SAGE 100 Contractor Contract Management software system** for contract, project, financial, and equipment management.
- In recognition of its quality work and project performance, HHCI continues to earn industry awards/recognition, such as: **SCE's 2018, 2017, 2016 and 2015 Supplier of the Year, 2016 Western Region SOTY, 2017 ENR Top California General Contractor Listing, 24 STAR NAVFAC Safety Awards, California Small Business of the Year, and multiple Top Diversity Business Awards** such as the **2017 Top Minority Contractor in the US, and the 7<sup>th</sup> Largest Native American Owned and Diversity Owned Business** in California and the Nation.
- Most recently, HHCI was awarded 2019 **American Water's National Safe Contractor of the Year.** HHCI was nominated nationally by California American Water against contractors from American Water's other subsidiary companies throughout the United States and Canada.

*"[HHCI] always makes every effort to support SCE the best way they can. My personal experience with them has been **exceptional** all the way. [They are a] very **professional company** that adheres to all OSHA, EH&S rules and requirements."*

**-Eddie Villa, SCE Facility Manager**

By offering the above benefits, unique skills, and accomplishments, HHCI helps its clients achieve their missions of improving or maintaining key facility and civil and infrastructure assets. The Project Delivery Team stands ready to provide its award-winning service for this key project!

**On behalf of HHCI's leadership and dedicated employees, we thank CAWC for the opportunity to participate in the Slant Well Intake System-Civil Work Project, and we look forward to working with your team on this key project.**

**BID PROPOSAL**

Project Name: MPWSP Slant Well Intake System – Civil Construction  
Project No. xxxxxxxx

1. Bids shall be completed on the bid schedule (page 6). All numbered bid items must be completed. Numbers shall be stated in figures (numeric) and the bid schedule signed. Any corrections to entries made on bid schedule shall be initialed by the person (s) signing the bid. Before submitting a bid, bidders shall carefully examine the project documents and applicable California American Water "Standards and Specifications", inspect the site of the work, fully inform themselves as to all existing governmental agency conditions and limitations and shall include a total cost figure on the bid proposal form.
2. The undersigned, having familiarized himself/herself with the local conditions affecting the cost of the work, and with the Contract Documents, for the above named project, do hereby propose to perform everything required to be performed, and to provide and furnish all labor, materials (except water meters), tools, expendable equipment, and all utility and transportation services necessary to complete work in the above named project, all in accordance with the prepared drawings, bidding documents and specifications.
3. The undersigned agrees, if awarded the contract, to start work within 15 calendar days after receipt of Notice to Proceed (scheduled to be issued October 15, 2019), and to complete same, ready for substantial and unobstructed use by owner in 545 calendar days thereafter.
4. In submitting this bid, it is understood that the right is reserved by the owner to reject any and all bids or any portion thereof. It is agreed that this bid may not be withdrawn for a period of ninety (90) days from the opening thereof.
5. The undersigned firm/individual holds California State Construction License Number 667560 and Worker's Compensation Policy Number 54309830 issued by Federal Insurance Company.
6. The undersigned acknowledges receipt of the contract documents for the project consisting of the Project Manual dated April 2019 together with all attached documents and has in his possession a copy of the Company's current "Standards and Specifications". The undersigned acknowledges that addenda numbers 1 through 3 have been received and examined as part of the Contract Documents.
7. The undersigned understands that if awarded bid, invoices and payments shall be for actual Quantities of material installed at unit cost for each bid item.

CONTRACTOR: HAL HAYS CONSTRUCTION, INC.

ADDRESS: 4181 Latham Street

CITY & STATE: Riverside, CA 92501

TELEPHONE NO.: 951-788-0703

BY: Kirby S. Hays TITLE: CEO  
TYPE OR PRINT NAME OF PERSON SIGNING BID PROPOSAL

BY:  DATE: July 29, 2019  
SIGNATURE

**BIDS ARE TO BE RETURNED NO LATER THAN 3:00 P.M. ON MONDAY, JULY 29, 2019 AT CAL-AM'S LOCAL OFFICE. SEE INSTRUCTIONS AND ADDRESS IN SECTION 4.3 PROPOSAL SUBMISSION.**

**BID SCHEDULE**

Item No.	Spec./ Section or Sheet	Item Quantity	Item Unit	Item Description	Unit Cost	Total Item Cost
1	-	1	LSUM	General Conditions, Mobilization, Limits of Construction Boundary Fencing, and Demobilization	\$ 614,180.00	\$ 614,180.00
2	G2, 01025	1	LSUM	MSHA Training for ALL Possible Workers that Work on the CEMEX Sand Mining Site.	\$ 8,100.00	\$ 8,100.00
3	SGC Section 4	1	LSUM	Environmental Mitigation Measures	\$ 58,500.00	\$ 58,500.00
4	C17-C18 01025, 02540	1	LSUM	Stormwater BMP Installation & Maintenance	\$ 39,650.00	\$ 39,650.00
5	C2-C,7 01025	1	LSUM	As-Needed Site Grading for Level Well Site (working) Pads and Access Roads	\$ 168,920.00	\$ 168,920.00
6	C8-C11, 01025, 15000	1	LSUM	36" PVC C900 (DR-25) Feed Water Pipeline <b>(HDD segment covered in Bid Item #7)</b>	\$ 1,606,895.00	\$ 1,606,895.00
7	C10-C11 01025,	700	LF	36" FPVC (DR_25) Feed Water Pipeline – Horizontal Directional Drill (HDD) Install	\$ 1,988.25	\$ 1,391,775.00
8	01025, 15020, 15025, 15030	1	LSUM	Pipeline Disinfection, Bacteriological Testing, and Pressure Testing (ALL PIPELINES).	\$ 11,100.00	\$ 11,100.00
9	M1, 01025, 15151, 15171, 15034, 15065 15191, 16520	1	LSUM	Well Site #1 Mechanical Piping (1 Well)	\$ 195,935.00	\$ 195,935.00
10	M2, 01025, 15151, 15155, 15171, 15034, 15065 15191, 16520	1	LSUM	Well Site #2 Mechanical Piping (2 Wells)	\$ 357,815.00	\$ 357,815.00
11	M1, 01025, 15151, 15171, 15034, 15065 15191, 16520	1	LSUM	Well Site #3 Mechanical Piping (1 Well)	\$ 196,515.00	\$ 196,515.00
12	M1, 01025, 15151, 15171, 15034, 15065 15191, 16520	1	LSUM	Well Site #4 Mechanical Piping (1 Well)	\$ 195,835.00	\$ 195,835.00



Item No.	Spec./ Section or Sheet	Item Quantity	Item Unit	Item Description	Unit Cost	Total Item Cost
13	M2, 01025, 15151, 15155, 15171, 15034, 15065, 15191, 16520	1	LSUM	Well Site #5 Mechanical Piping (2 Wells)	\$ 380,220.00	\$ 380,220.00
14	01025, 03480; S1	7	EA	Concrete Precast Vault with Access Hatch	\$ 86,485.00	\$ 605,395.00
15	S1 0102	5	EA	Pump-To-Waste Basins	\$ 15,705.00	\$ 78,525.00
16	C3-C7, C12-C13 01025	1,050	LF	8' PVC Coated Chain Link Fence and Gates with Tan (Sand) Colored Privacy Slats	\$ 475.00	\$ 498,750.00
17	C12, M5, 01025, 11700, 09900	1	LSUM	3,000 Gallon Surge Tank #1	\$ 219,988.00	\$ 219,988.00
18	C13, M6, 01025, 11700, 09900	1	LSUM	8,000 Gallon Surge Tank #2	\$ 345,205.00	\$ 345,205.00
19	01025, 03300	1	LSUM	Concrete and Reinforcing Steel	\$ 147,790.00	\$ 147,790.00
20	E8, S2, M4, 01025	1	LSUM	Well Site #1 Enclosure, Electrical, Controls, and HVAC	\$ 531,910.00	\$ 531,910.00
21	E9, S2, M4, 01025	1	LSUM	Well Site #2 Enclosure, Electrical, Controls, and HVAC	\$ 704,286.00	\$ 704,286.00
22	E10, S2, M4, 01025	1	LSUM	Well Site #3 Enclosure, Electrical, Controls, and HVAC	\$ 535,100.00	\$ 535,100.00
23	E11, S2, M4, 01025	1	LSUM	Well Site #4 Enclosure, Electrical, Controls, and HVAC	\$ 527,751.00	\$ 527,751.00
24	E12, S2, M4, 01025	1	LSUM	Well Site #5 Enclosure, Electrical, Controls, and HVAC	\$ 712,100.00	\$ 712,100.00
25	01025, 16430	1	LSUM	1,500 KVA & 1,000 KVA Transformers	\$ 238,755.00	\$ 238,755.00
26	01025; 16000, 16050, 16051; 16345, 16430,	1	LSUM	All Other Electrical Components including main switchgear, etc.	\$ 2,381,011.00	\$ 2,381,011.00
27	16050, 16130, 13321	1	LSUM	Fiber Optic Conduit, Pull Boxes, and Patch Panels (FO cable installation by others)	\$ 116,560.00	\$ 116,560.00



CONTRACTOR: HAL HAYS CONSTRUCTION, INC.

Item No.	Spec./ Section or Sheet	Item Quantity	Item Unit	Item Description	Unit Cost	Total Item Cost
<b><u>TOTAL BID AMOUNT</u></b>					\$	12,868,566.00

CONTRACTOR: HALS HAYS CONSTRUCTION, INC.

07/29/19
HAL HAYS CONSTRUCTION, INC.

DATE: July 29, 2019

California American Water  
(Bid Verification Only)

---

	Name	Date
--	------	------

---

**PROPOSAL FORM 11**

**ACCEPTANCE OF THE CONTRACT**

Proposer agrees to all of the provisions of the draft Contract except as expressly provided in the track changes or redline version of the draft Contract that is attached to this Proposal Form.

**HAL HAYS CONSTRUCTION, INC.**

\_\_\_\_\_  
Name of Proposer

**Kirby S. Hays**

\_\_\_\_\_  
Name of Designated Signatory

  
\_\_\_\_\_  
Signature

**CEO**

\_\_\_\_\_  
Title