





EXHIBIT 32-C

Monterey Peninsula Water Management District
Water Supply Status
May 1, 2013

| Factor | Water Year 2013 Oct 12-Apr 13 | Average To Date | Percent of Average | Water Year 2012 Oct 11-Apr 12 |
|--|-------------------------------------|--------------------|-----------------------|-------------------------------------|
|  Rainfall (Inches) | 14.47 | 20.60 | 70% | 13.83 |
|  Runoff (Acre-Feet) | 26,183 | 62,570 | 42% | 16,703 |
|  Storage (Acre-Feet) | 30,550 | 32,270 | 96% | 30,950 |
|  Steelhead (Adults) (Juveniles) | 249 0 | 427 --- | 58% --- | 470 -- |

Notes:

1. Rainfall and runoff estimates are based on measurements at San Clemente Dam. Annual rainfall and runoff at San Clemente Dam average 21.4 inches and 68,800 acre-feet, respectively. Annual values are based on the water year that runs from October 1 to September 30 of the following calendar year. The rainfall and runoff averages at the San Clemente Dam site are based on records for the 1922-2012 and 1902-2012 periods, respectively.
2. The rainfall and runoff totals are based on measurements through **April 2013**.
3. Storage estimates refer to usable storage in the Monterey Peninsula Water Resources System (MPWRS) that includes surface water in Los Padres and San Clemente Reservoirs and ground water in the Carmel Valley Alluvial Aquifer and in the Coastal Subareas of the Seaside Groundwater Basin. The storage averages are end-of-month values and are based on records for the 1989-2012 period. The storage estimates are end-of-month values for **April 2013**.
4. The maximum usable storage capacity for the MPWRS at this time, with the flashboards lowered at San Clemente Dam, is 37,662 acre-feet. The flashboards were last lowered on August 27, 1996, and have not been raised since that time.
5. The adult steelhead count refers to the number of sea-run and freshwater adults (> 15 inches) that have migrated up the fish ladder at San Clemente Dam in Water Year 2013. The juvenile count refers to the number of juveniles that were rescued by District staff from drying reaches of the Carmel River and its tributaries in Water Year 2013. The adult count average is based on records for the 1994-2012 period.